



.....	1
.....	2
.....	2
.....	2
.....	4
.....	5
.....	6
.....	6
.....	6
.....	9
.....	11
.....	13
.....	15
.....	18
.....	22
.....	22
.....	25
.....	30
.....	31
.....	31
.....	31
.....	32
.....	34
.....	34
.....	37
.....	38
.....	38
.....	38
.....	38
.....	39
.....	39
.....	39
.....	39
.....	40
.....	43
.....	43

统一社会信用代码为：

91140400729655415C”

2010 12 15

[2010]1833

36,000,000

2011 1 7

Shanxi Zhendong Pharmaceutical Co.,Ltd

047100

519,929,330



2008 12 31  
100,000,000

1:0.41534064

2009 3 2

800

530

270

股东名称	持股数量 (股)	股权比例
山西振东实业集团有限公司	85,079,612	59.08%
金安祥	7,878,224	5.47%
韩庆志	5,300,000	3.68%
李静	2,700,000	1.88%
严力	2,109,380	1.46%
谢建龙	2,000,000	1.39%
李安平	579,068	0.40%
蒋瑞华	434,301	0.30%
金小平	405,348	0.28%
李仁虎	332,964	0.23%
宋建平	325,726	0.23%
金志祥	318,488	0.22%
朱和群	312,500	0.22%
董迷柱	224,389	0.16%
社会公众 A 股股票	36,000,000	25%
<b>合计</b>	<b>144,000,000</b>	<b>100%</b>

2011

2012 7 23

14400

2016

2016 3 23

894		
2015		2016 8 10
223,269,330		
2016		
	280,000	
		519,929,330

:

10

6

5%

1

1

1

25%

1

5

( )  
; 7  
18  
12  
6  
5%  
6  
5%  
6  
30



60

180

1%

30

5%

30%

50%

30%

70%

10%

30

50

3000

1

6

2

$2/3$

6

$1/3$

10%


10

5

10

5

10





3:00

9:30

3:00

7

,





( )



$1/2$

$2/3$

30%

3



2

5

5

3

3



$1/2$

,

1

,



6

9

1

1



30

30

30

1000

5

12

5

1000


1

10



1/10

1/3

10



3





1

5-7





3

3

1

2

1

6

3

9

1

4  
6

2

50%

10%

25%

2

1

2

3

12

1

12

50%

2

12

30%

10%

30%

10

1

1

2

3

4

2/3

1

60





10

30

30

45

10

30

10

30

30

45





50%

50%

