

YR

2019

2019

2019

GMP		
GSP		

			300158
			S a Z d P a a c a C .,L d
			Z d P a a c
			047100
			047100
			. d .c
			b@ d .c

		0355-8096012
		0355-8096018
		b@ d .c

	.c .c

2019

		22	2	511

	2019	2018		2017
	4,398,753,603.80	3,419,750,405.17	28.63%	3,731,602,626.26
	142,762,719.66	-147,444,710.73	196.82%	301,535,942.99
	126,931,169.74	-178,929,496.00	170.94%	269,940,615.62
	186,353,367.36	154,477,419.28	20.63%	45,086,167.34
/	0.1382	-0.1424	197.05%	0.5831
/	0.1382	-0.1424	197.05%	0.5831
	2.63%	-2.58%	5.21%	5.57%
	2019	2018		2017
	6,915,261,745.89	7,212,538,342.16	-4.12%	7,613,476,577.30
	5,436,086,402.11	5,356,787,666.09	1.48%	5,541,235,754.94

	898,702,801.66	1,073,802,155.12	1,145,417,691.11	1,280,830,955.91
	51,454,763.17	54,908,161.07	35,725,799.14	673,996.28
	46,569,421.55	59,066,317.91	24,074,027.09	-2,778,596.81
	9,428,578.15	180,721,497.92	19,659,542.13	-23,456,250.84

	2019	2018	2017	
	-45,779.55	382,057.65	-46,448.55	
	29,355,464.66	34,559,502.77	36,603,365.63	
	328,618.68	-3,178,681.62	-1,225,457.00	
	-15,606,816.11	5,842,553.68	4,153,051.57	
	16,221,065.11	6,255,726.11	6,700,685.03	
	-18,021,127.35	-135,078.90	1,188,499.25	
	15,831,549.92	31,484,785.27	31,595,327.37	--

1

1

1

2019

13

240

2019

2018

11

602

125

2019

	C	

1

OTC

OTC

2

3

4

D03

CNAS

2019

23908.6

7.4%

3.6

3119.5

5.9%

9.2

13.05%

0.3

7.19

2019

2019

DRGS

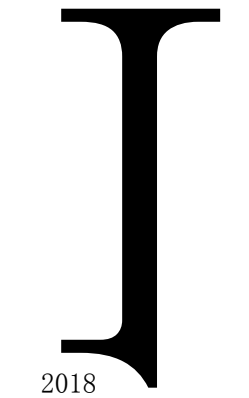


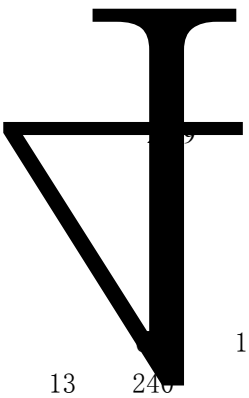
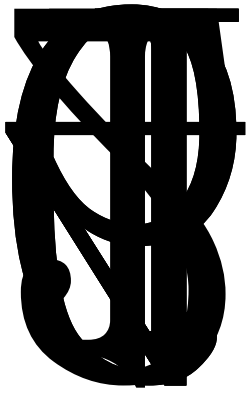
1+X

CNAS

80 / 68 20
 12 2 5 3 1 2
 2 7

2019

	30.55%
	66.22%
	55.46%
	100%
	31.32%
	40.41%



13

240

11

2019



441

123

404

2018

11	CN201820580499.1		
12	CN201721170900.6		
13	CN201510549327.9	4-0-	A
14	AU2016284236		
15	US14/911831		
16	AU2015305125		
17	CN201510041401.6		
18	CN201721170901.0		
19	CN201721170904.4		
20	CN201820392859.5		
21	CN201611247601.8		



14

2019

2019

5

OTC

439,875.36

28.63%

14,276.27

196.82%

3

G

50

2019

0.1 。 0.2

D03

I

D03

I

2019

1				
2			I	
3				
4				
5				
6				
7				
8				
9				
10				
11				
12				
13				
14				
15				
16				
17				
18				
19				
20				
21				
22	ADR			
23	12VS20 L			

24				
25				
26				
27				
28				
29				
30				
31				
32				
33				
34				
35				
36	ZD-03			
37	IMM-H012			
38	D3			
39	D3			
40	D3			
41				
42	D			
43	D3			

3,401.06

17932.17

4.08%

18.97%

		1		753.94
		2		415.54
		3		3027.40
	H3	4		417.09
	H3	5		355.99
	H4	6		62.34
		7		516.61

D03		8		1818.62
	H3	9		184.58
	H4	10		841.75
ADR		11		379.25
12VS20 L		12		373.44
		13		110.3
		14		233.96
		15		70.97

- 1
- 2
- 3
- 4
- 5
- 6
- 7
- 8
- 9
- 10
- 11
- 12
- 13
- 14
- 15

(NSCLC) HER2

10%

	/			
		2011.8.12-2031.8.11	2	
		2012.10.26-2032.10.25	5	

8

		/	/			
--	--	---	---	--	--	--

1						
2						
3						
4						
5	U					
6	B1		,			
7						
8						
9						
10						
11						
12						
13			,	,	,	,
14						

	2019		2018		
	4,398,753,603.80	100%	3,419,750,405.17	100%	28.63%
	4,137,464,633.78	94.06%	3,235,623,389.02	94.62%	27.87%
	239,305,543.67	5.44%	152,254,684.33	4.45%	57.17%
	21,983,426.35	0.50%	31,872,331.82	0.93%	-31.03%
	1,061,146,332.52	24.12%	751,156,793.86	21.97%	41.27%
	3,315,623,844.93	75.38%	2,630,735,206.06	76.93%	26.03%
		0.00%	5,986,073.43	0.18%	-100.00%
	21,983,426.35	0.50%	31,872,331.82	0.93%	-31.03%
	554,512,744.00	12.61%	301,857,485.09	8.83%	83.70%
	1,565,373,082.14	35.59%	1,355,904,838.69	39.65%	15.45%
	413,972,561.55	9.41%	298,152,321.20	8.72%	38.85%
	1,112,137,801.40	25.28%	834,578,061.37	24.40%	33.26%
	438,560,247.59	9.97%	397,010,960.71	11.61%	10.47%
	292,213,740.77	6.64%	200,374,406.29	5.86%	45.83%
	21,983,426.35	0.50%	31,872,331.82	0.93%	-31.03%

	4,137,464,633. 78	1,308,630,972. 43	68.37%	27.87%	28.15%	-0.07%
	1,061,146,332. 52	391,659,920.15	63.09%	41.27%	17.48%	7.47%
	3,315,623,844. 93	1,143,640,548. 62	65.51%	26.03%	41.16%	-3.69%
	554,512,744.00	205,608,624.58	62.92%	83.70%	61.59%	5.07%
	1,565,373,082. 14	664,350,621.09	57.56%	15.45%	17.23%	-0.64%
	1,112,137,801. 40	275,444,774.37	75.23%	33.26%	84.80%	-6.91%

1

			2019	2018	
			11,408.78	10,949.74	4.19%
			11,777.28	11,032.28	6.75%
			1,828.89	1,460.39	25.23%
			5,876	6,500	-9.60%
			6,119	6,476	-5.51%
			1,854.58	1,611.58	15.08%
			34,334.77	25,960.56	32.26%
			31,509.3	25,879.89	21.75%
			7,179.38	10,004.86	-28.24%
			273,907.27	269,230.76	1.74%
			275,696.86	267,301.31	3.14%
			28,076.74	26,287.16	6.81%
			34,299.18	28,038.7	22.33%
			34,435.69	28,664.48	20.13%

2019

					1012.3	5,875.79	2.32%
					5,875.79	3,608.39	61.42%
					457.1	3,804.08	43.46%
					1,017.69	1,385.17	-26.53%

30%

2019 2018 32.26%
 2019 2018 61.42% 43.46%

	2019		2018		
	521,505,157.28	80.46%	280,850,587.80	69.96%	10.50%
	32,432,160.46	5.00%	29,749,346.50	7.41%	-2.41%
	94,198,257.13	14.54%	90,820,566.8,		

	1,042,113,215.15
	23.69%
	0.00%

5

1		515,398,270.79	11.72%
2		293,831,871.27	6.68%
3		102,672,160.75	2.33%
4		70,041,443.94	1.59%
5		60,169,468.40	1.37%
	--	1,042,113,215.15	23.69%

	426,852,074.07
	28.36%
	0.00%

5

1		150,750,000.00	10.01%
2		83,184,741.36	5.53%
3		67,475,660.54	4.48%
4		66,205,200.00	4.40%
5		59,236,472.17	3.94%
	--	426,852,074.07	28.36%

	2019	2018	
	2,173,077,063.32	1,766,187,299.66	23.04%
	295,591,473.46	287,770,674.46	2.72%
	22,333,387.01	27,311,871.64	-18.23%
	145,311,094.12	123,176,070.91	17.97%

	2019	2018	
	4,495,620,718.41	4,318,141,875.12	4.11%
	4,309,267,351.05	4,163,664,455.84	3.50%
	186,353,367.36	154,477,419.28	20.63%
	3,017,780,333.33	2,599,707,375.64	16.08%
	3,046,876,407.91	2,644,219,310.09	15.23%
	-29,096,074.58	-44,511,934.45	34.63%
	196,400,026.66	556,733,518.34	-64.72%
	552,905,414.11	582,823,482.57	-5.13%
	-356,505,387.45	-26,089,964.23	-1,266.45%
	-199,248,094.67	83,875,520.60	-337.55%

1	20.63%
2	34.63%
3	1266.45%

--	--	--	--	--

2019

	-15,606,816.11	-8.15%		
	-6,932.71	0.00%		
	-9,603,308.46	-5.02%		
	2,999,010.73	1.57%		
	2,670,392.05	1.40%		
	71,250,235.56	37.22%		
	-45,779.55	-0.02%		
	-23,735,738.94	-12.40%		

2019

	2019		2019			
	505,725,024. 77	7.31%	728,140,594. 99	10.18%	-2.87%	
	1,098,020,41 7.67	15.88%	1,149,309,36 0.35	16.07%	-0.19%	
	593,877,477. 75	8.59%	572,884,751. 39	8.01%	0.58%	
	17,373,372.1 6	0.25%	19,844,616.8 8	0.28%	-0.03%	
		0.00%		0.00%	0.00%	
	992,973,544. 23	14.36%	1,035,825,55 8.03	14.49%	-0.13%	
	89,987,457.3 5	1.30%	68,630,353.4 3	0.96%	0.34%	
	42,500,000.0 0	0.61%	392,500,000. 00	5.49%	-4.88%	

1.	59,207,298.63	-6,932.71	260,843.68		10,000,000.00		-49,200,365.92	20,000,000.00
4.	1,747,559.14				2,000,000.00			3,747,559.14
	60,954,857.77	-6,932.71	260,843.68		12,000,000.00		-49,200,365.92	23,747,559.14
	0.00							0.00

-49,200,365.92

	32,369,011.07
	32,369,011.07
	372,872,725.25
	164,578,604.85
	208,294,120.40
	7,796,848.23
	20,826.41
	7,776,021.82
	413,038,584.55

1

2

2

3

2

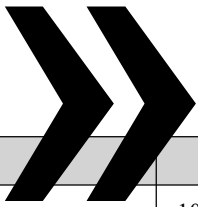
2019

7, 796, 848. 23

6,141,856.00	6,445,000.00	-4.70%

50				6,141,856.00	72,794,803.03		3.64%	0.00	0.00			
	--	--	--	6,141,856.00	72,794,803.03	--	--	0.00	0.00	--	--	--

--	--	--	--	--	--	--	--	--	--	--	--



2019

	10,000,000.00			10,000,000.00			20,000,000.00	
	1,747,559.14			2,000,000.00			3,747,559.14	
	11,747,559.14	0.00	0.00	12,000,000.00	0.00	0.00	23,747,559.14	--



2019

			1,197,999,983.25		2015	11	30	12	3	12	11	12	16
	9		629,180,000										38,600,000.00
		530,219,983.25											
2019	4	23			2019	5	16			2018			
													150,564.32

	((1)		(2)	(3) (2)/(1)					
3.2											
GAP											
		4,844	4,844		3,670.04	75.76%	2013 12 31	1.78	447.98		
		9,666	9,666		5,472.58	56.62%	2012 12 31	5,265. 25	30,894.7		
		8,026									

1.5		8,024	4,008		4,014.53	100.00%	2017 08 31				
	--	30,560	18,518		13,157.15	--	--	5,267.03	31,342.68	--	--
100		7,328	7,328		2,186.24	29.83%	2012 11 23	217.37	-2,260.64		
		12,500	12,500		12,410	99.28%	2012 12 31				
		28,000	37,500		37,500	100.00%	2013 12 31	1,767.73	24,347.12		

		11,200	11,200		11,200	100.00%	2011 07 31	-4,919. 09	-159.79		
		1,500									
		8,000	8,000		8,000	100.00%	2014 08 30				
	--	19,500	19,500		19,500	100.00%	--	--	--	--	--

	--	31,088.79	31,088.79	6.14	31,094.93	100.00%	--	--	--	--	--
	--	119,116.79	127,116.79	6.14	121,891.17	--	--	-2,933.99	21,926.69	--	--
	--	149,676.79	145,634.79	6.14	135,048.32	--	--	2,333.04	53,269.37	--	--
1	GAP										
2											
3											
4											
5											
6											
1											
2											
1.	19,500			2.	7,328			100			
				2,186.24	3.	12,500					
	18			12,410	4.	40500					
	37500	3000				37,500			5.		
	11,200			2012	4	12			6.	1,500	
											1,500
7.	8,000					8000	8.				
						8,436.62			9.		

	3.2	GAP				1,173.96	
	10.			9646.90			11. 2016
	8	26					
			11,831.31		2019 12 31		31094.33
	1	2012 8 6					2.8
		4.05				2.8	0.95
			3.75			2012 9 29	2012
	2	2012 12 23					
				2013 1 12	2013		
	3	2013 12 11					1.5
		8,024	4,008		2013 12 28	2013	
		2011 1 14				2,440.16	
				2011 1 7	3.2	GAP	
		701.80		1,738.36		2011 12 23	
	1	2011 3 27				10,000	
		2 2011 10 19					10,000
				2011 12 23			3 2012 4
	11					10,000	4
	2012 10 16					10,000	
	5	2013 3 25					10,000
		6 2013 9 25					10,000
		7 2014 9 11					

	10,000		8	2015	8	17	
	10,000						
	1			4193.42		100	5,141.76
	1						
			587			465	
				3,988			
	2						
	2	GAP				1,173.96	
	1						
		174					1,014
	1	2011	11	22		1500	
				1			
	2					3	
	2	2011					1.5
		2012	6	30		2012	7
						2012	
							2013
				2013			1
				2013		1.5	31
	4,008						

(1)	(2)	(3)=(2)/(1)	



2019

	8 6				
		2012 9 29		2012	
	3	1.5			
	GMP	8,024		4,008	
		2013 12 28		2013 12 11	
	1.5				
	()				


		2019	180	-287.1		-16.48							

2019

		10 31				%							
--	--	----------	--	--	--	---	--	--	--	--	--	--	--

10%

			15,000,000.00	180,652,524.42	13,472,065.68	54,509,206.12	-18,383,458.37	-17,372,949.66					
			395,000,000.00	1,073,528,360.00	855,712,536.15	875,904,014.28	10,174,579.23	17,677,313.52					
			19,817,778.00	1,189,008,925.86	1,081,358,658.47	829,790,414.08	348,812,419.02	303,479,465.80					
			170,000,000.00	446,381,874.79	69,647,137.98	188,794,530.85	-53,991,257.26	-49,190,907.35					
			5,000,000.00	244,319,769.37	-182,756,277.65	301,387,742.69	-16,759,258.32	-16,639,421.95					
			50,000,000.00	317,421,123.19	-88,155,037.66	349,900,581.25	-22,198,792.16	-22,121,946.81					



2020

6571?è:φ*ø Y&P0;

/? © ° -UfE)...#d

1

qt+cÿDeU) YøP\$ EÉZ@5

20

ì Āñÿ +OpŌà #fWÄEexec— LN° S QBQ à

2019

6

1

2019 12 1
GMP

2

3

4

5

	2018
	2018
	2018

10	0
10	0.5
10	0
	1,027,494,660
	51,374,733.00
	0.00
	51,374,733

2019

				0.00
				100.00%
2019	2019	1,033,054,660		5,560,000
10	0.5		51,374,733	

3

2017	2016	2016	2016	2017 7 7
2016	2016	2016	2016	519,529,330
10	0.500240	10	0.450216	QFII RQFII
		10	0.500240	QFII RQFII
			2598.90	
2018	2017	2017	2017	2018 6 14
2017	2017	2017	2017	519,494,330
10	0.40	10	0.36	QFII RQFII
		10	0.40	QFII RQFII
			2077.98	10 10
	519,494,330		1,038,988,660	
2019	2018	2018	2018	
2020	2019	2019	2019	
1,033,054,660	5,560,000	5,560,000	10	
0.5	51,374,733			


2019	51,374,733.00	142,762,719.66	35.99%	0.00	0.00%	51,374,733.00	35.99%

2019

2018	0.00	-147,444,710 .73	0.00%	0.00	0.00%	0.00	0.00%
2017	20,779,773.2 0	301,535,942. 99	6.89%	0.00	0.00%	20,779,773.2 0	6.89%

			36	2016 08		
			36	10		
				2015 10		
				22		

2019



15

3

			1 2017 12 31			
			30			
			50%			
			50% 2			
			2018 1 1			
			30			
			/			
				2015 04 27		
			/			

			/			
			1 /	2015 04 27		

			2 /			
			/			
			/			
			/			
			3 /			

			/			
			4			
			/			
			5			
			/			
			/			

			/			
			/			
			/			
				2015 04 27		
			/			
			/			

			/			
			/			
			/			
			/			
			/			
			/			
			/			
			/			

			/			
			/			
			/			

			/			
			1 /			
			2 /	2015 04 27		
			"			
			"			
			3			

			/ /			
			/			
			/ /			
			4 /			


			/			
			/ /			
			5 /			
			/			
			6			
			/			
			1 2013 1 1	2013 01 01		

			/			
			/			
				2010 12 23		

--	--	--	--	--	--	--

--	--	--	--	--	--	--

				2010 12 23		
			2015 6.3.11	2016 10 31	2017 9 30	



			2014 1 28 2013 97 " " 2014 01 29 1320 1797			

			2014 1 29			
			12	2018 04 19	12	

1

2019 9 27 2019 16	2019		
2019			
2017 3 31 2017 2017 2017 2017 14 1 1	22 23 24 2017 5 2 2017 2019		
2017 7 5 > 2017 22 2018 1 1 1	< 14 2020 1		
2019 5 9	12		
2019 5 16	7		

2

2019

1

	472,435.58	-27,564.42
	7,154.72	-10,418.33
	6,511,616.73	

2

2019 12

	90
	7
	5

()			()	()	()		
2014 4 3	3,167					2014 04 03	2014-018
2014							

462				2013 97			
				2014 3 26			
2014 4 9				2013 97			2014-020
2014 78	3,167			2014 4 7		2014 04 10	
				99070			
2014 11 18				2013 97			2014-065
2014 462	3,167					2014 11 19	

2019

				1			
					2		

/						
		20170404		20170404		
					2018 04 13	2018-028
				20170404 134764		
				121,889.6		

2019

				234,656.7		
				2		
				469,313.4		
				591,203		

1

2

3

5%

2016 02 05

<

>

<

>

<

>

2016 02 25

2016

2015

2016 03 23

70

1064

1000

78

70

958

894

106

2016 04 25

2016 08 25

280,000

520,209,330

519,929,330

2019

2016 11 10

150,000

519,929,330

519,779,330

2017 03 24

106

2017 04 24

2

25

6.8180643

65 247.8

2017 08 28

1

3.5

6.8180643

6.7680403

2018 04 20

9

88.20

6.7680403

2017

55

30%

208.50

2018 08 29

6.7680403

3.3640202

2018 10 26

2018 4 19

2017

2018 6 14

296.70

593.40

2018 10 26

<

>

<

>

2018 11 07 ,

2018 11 13

2018

2019 01 08

2020 01 06

2016 02 05		
2016 02 05		
2016 02 25	2016	
2016 03 23		
2016 04 25		
2016 08 25		
2016 11 10		

2019

2017 03 24		
2017 04 24		
2017 08 28		
2018 04 20		
2018 08 29		
2018 10 26		
2018 11 07		
2019 01 08		
2020 01 06		


					0	42.36	1.93 %	300			0		
					0	10.69	0.01 %	150			0		
					0	0.43	0.01 %	0			0		
					0	0.09	0.01 %	0			0		



					0	612.59	0.28%	1,500			0		
					0	1,165	0.74%	5,100			0		
					0	0	0.00%	0			0		
					0	2.93	0.08%	0			0		
					0	0.68	0.02%	0			0		
					0	23.78	0.71%	100			0		
					0	200	100.00%	600			0		
				--	--	4,399.04	--	14,350	--	--	--	--	--
				2018									
				2018									

2019

				2019		(
	2019	4	25	2019		,	2019
					14350		2019
				4,399.04			






			2,500		20190223	20190523			3.00%	18.53	18.53		0				
			10		20190101	20200131			3.00%	0.15	0.15		0				

			2,500		20190118	20190222			3.50%	8.51	8.99		0			
			2,500		20190228	20190404			3.50%	8.51	8.99		0			

			5,000		20190402	20190604			4.00%	34.99	34.09		0			
			5,000		20190606	20190707			3.50%	18.5	17.98		0			

2019

06 11



	201	201
	9	9
5,00	08	09
0		
	14	19

			0		10 16	11 21			%	6	6				
			3,000		2019 11 22	2019 12 27			3.50%	10.07	10.07		0		

			5,000		20190111	20190314			4.00%	33.97	33.97		0			
			3,000		20190122	20190325			4.00%	20.38	20.38		0			

			5,000		20190513	20190624			3.95%	22.18	22.18		0			
			6,000		20190611	20190722			3.95%	26.62	26.62		0			

			5,000		2019 06 26	2019 08 05			3.95%	22.49	21.64		0			
			500		2019 01 23	2019 02 25			3.10%	1.39	1.39		0			

			2,500		20190603	20190804			4.40%	19.25	19.25		0			
			2,500		20190805	20191009			4.30%	19.41	19.41		0			

			2,500		20191009	20191216			4.30%	20.3	20.3		0					
			2,500		20191216	20200217			4.30%	18.81	0		0					

			4,800		20190603	20190804			3.95%	15.58	15.58		0					
			4,200		20190318	20190418			3.95%	13.64	13.64		0					

			4,214		2019 03 25	2019 04 25			3.95%	13.68	13.68		0						
			5,786		2019 04 29	2019 05 30			3.95%	18.78	18.78		0						

			4,214		2019 05 13	2019 06 13			3.90%	13.51	13.5		0					
			1,000		2019 06 17	2019 07 17			3.85%	3.16	3.16		0					

			2,000		2019 08 16	2019 09 06			3.85%	6.33	6.33		0				
			5,000		2019 10 09	2020 01 08			5.00%	62.33			0				

			1,000		20191015	20200115			2.96%	7.29			0			
			3,000		20190320	20190620			4.55%	34.4	34.4		0			

			3,000		2019-07-10	2020-07-09			4.50%	135	0		0			
			3,000		2019-08-08	2021-08-08			10.00%	600	0		0			

					02	02											
					20190812	20210812			10.00%	400	0		0				

			5,000		20190710	20200109			4.30%	106.03			0			
			1,000		20190329	20190628			3.75%	9.35	9.35		0			

			1,000		20190628	20191227			3.70%	18.45	18.45			0					
			1,000		20190725	20200123			3.55%	17.7									

2019

	201	201
	9	9
540	04	05
	03	05

			100		20190515	20190628			5.50%	0.06	0.33			0			
			400		20191028	20191101			2.00%	0.08	0.08						

2019

			122,264	--	--	--	--	--	--	1,830.08	483.53	--	0	--	--	--

			2019 03 20				2020 03 15		4,250							
			2019 07 24				2019 10 30		7,000							

2019

2020

01

01

1,060

FB-H
RS,L
LC


2020

03

28

6,080

.31



2019

		7	2016	4		2013	50		78
		4				262			
2016			2.07				1546	2017	
2.38				1760	2018			3.38	
	233		3.6			14		174	
	3700	2019			4.56			237	
3.9			14		182			3900	

1

+ + +

2

78

6490 16848

3

600

2019

+

+

+

25

2556

4942

	BOD		1	DW001	3.1 /L	350 /L	0.45 /		
	COD		1	DW001	75 /L	400 /L	10.8 /	96 /	
			1	DW001	6 /L	400 /L	0.86 /		
			1	DW001	2.28 /L	70 /L	0.33 /		
			1	DW001	0.06 /L	8 /L	0.007 /		
			1	DW001	2 /L	70 /L	0.5 /		
			1	DW001	10 /L	45 /L	1.62 /	18.07 /	
	PH		1	DW001	/	65-9.5	/		
	VOCS		1	DA002	56 /N 3	120 /N 3	0.81 /	16.35 /	
			1	DA003	13 /N 3	120 /N 3	0.009 /	16.35 /	

	VOCS								
	VOCS		1	DA004	11 /N 3	120 /N 3	0.006 /	16.35 /	
			2	6T/10T	8.35 /N 3	20 /N 3	0.115 /		
			2	6T/10T	0	3 /N 3	0		
			2	6T/10T	132 /N 3	150 /N 3	3.6974 /		
	PH		1		6-9 /L	6-9 /L	/		
			1		20 /L	20 /L	/0.08582 /		
			1		100 /L	100 /L	1.83628 /		
			1		60 /L	GB21908 -2008	1.71	4.0 /	
			1		10 /L	GB21908 -2008	0.1078	0.83 /	
			1	20T	50 /L	GB13271 -2014	3.1943	25.92 /	
			1	20T	20 /L	GB13271	0.3448	3.5 /	

						-2014			
			1	20T	50 /L	GB13271 -2014	2.3815	8.64 /	

1

1 500 /
GB21904-2008

1 1100 / +
GB21908-2008

1 400 /
GB21908-2008

2

1 6 / 1 10 /

GB 13271-2014

1 20 /

GB 13271-2014 3

1 20 /

GB 13271-2014 3

3

GB12348-2008 2

4

1

1

1

5

GB 6297-1996

1

91140700602052641X001P

2

91140200602165291J001P

3

14042127400022-0421

1

()

2

3

1

1

CO

	182,375,381	17.65%				-157,201,393	-157,201,393	25,173,988	2.44%
3	182,375,381	17.65%				-157,201,393	-157,201,393	25,173,988	2.44%
	152,126,982	14.73%				-152,126,982	-152,126,982	0	0.00%
	30,248,399	2.92%				-5,074,411	-5,074,411	25,173,988	2.44%
	850,679,279	82.35%				157,201,393	157,201,393	1,007,880,672	97.56%
1	850,679,279	82.35%				157,201,393	157,201,393	1,007,880,672	97.56%
	1,033,054,660	100.00%				0	0	1,033,054,660	100.00%

2019 8 12

152,126,982

25,173,988 ,

1,007,880,672

1,033,054,660

	114,863,478	0	114,863,478	0		2019 8 12
	37,263,504	0	37,263,504	0		2019 8 12
	20,774,048	0	5,193,512	15,580,536		2021 1 5
	1,737,204	0	0	1,737,204		2021 1 5
	997,316	75,001	0	1,072,317		2020 1 5 2016 2017 2018
	633,792	0	0	633,792		2021 1 5
	578,964	0	0	578,964		2021 1 5
	527,400	75,000	0	602,400		2021 1 5 2016 2017 2018

	199,875	30,000	0	229,875		2021 1 5 2016 2017 2018
	191,250	30,000	0	221,250		2021 1 5 2016 2017 2018
51	4,608,550	0	90,900	4,517,650		894 28 2016 9 20 15 2016 11 28 25 2017 6 16 3.5 2017 10 16 593.4

2019

						2018 11 6
						2016 2017 2018
	182,375,381	210,001	157,411,394	25,173,988	--	--

	27,486		33,540		0		9		0
		5%		10					
		39.28%	405,739,62	-37,016,92	0	405,739,			332,571,95

			6	6		626		7	
								26,086,957	
		3.61%	37,263,504	0	0	37,263,504			
		2.86%	29,551,366	-1,065,038	0	29,551,366			
		2.00%	20,660,000	10,048,600	0	20,660,000			
		1.99%	20,600,000	20,600,000	0	20,600,000			
		1.93%	19,951,660	-5,268,600	0	19,951,660			
		1.51%	15,580,536	-5,193,512	15,580,536	0		5,831,802	
11		1.26%	12,975,191	3,237,699	0	12,975,191			
		1.13%	11,640,000	-8600000	0	11,640,000			
		0.93%	9,598,668	-91332	0	9,598,668			
10	4								
			10						
						405,739,626		405,739,62	

2019

			6
		37,263,504	37,263,504
		29,551,366	29,551,366
		20,660,000	20,660,000
		20,600,000	20,600,000
		19,951,660	19,951,660
11		12,975,191	12,975,191
		11,640,000	11,640,000
		9,598,668	9,598,668
		7,600,000	7,600,000
10	10 10 10		

10

10

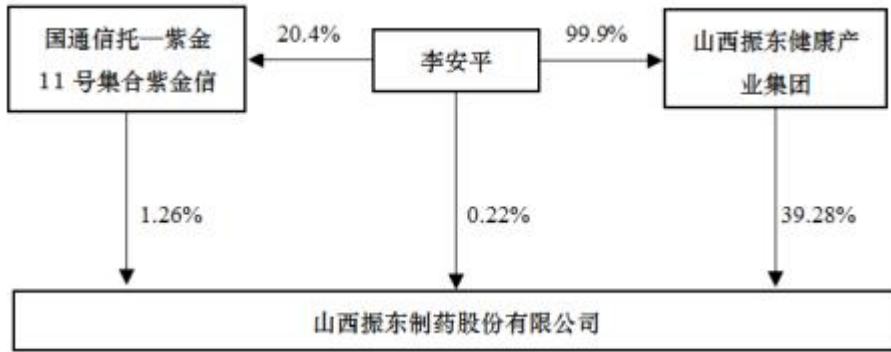
	2019 11 4		20,600,000	2020 11 3

			%		%
		434,941,926	42.10	414,341,926	40.11

20,600,000


	/			
		1993 11 22	91140421110874681 F	

10	
----	--



1
300158.SZ
2
3
1

80%



	2		
	3		
	2018	12	05
		12	18
	1		
	2		
	3		
	4		
	5		
	6		
	7		
	8		
	9		

				58	2008 12 10	2021 07 15	2,316,2 72	0	0	0	2,316,2 72
				62	2010 12 20	2021 07 15	1,429,7 56	0	0	0	1,429,7 56
				63	2009 03 02	2021 07 15	280,00 0	0	0	0	280,00 0
				56	2008 12 10	2021 07 15	0	0	0	0	0
				58	2015 06 29	2021 06 28	0	0	0	0	0
				64	2015 06 29	2021 06 28	0	0	0	0	0
				61	2015 06 29	2021 06 28	0	0	0	0	0
				58	2013 09 28	2019 09 27	0	0	0	0	0
				35	2018 07 16	2021 07 15	0	0	0	0	0
				57	2008 12 10	2021 07 15	845,05 6	0	0	0	845,05 6

				63	2011 12 23	2021 07 15	771,95 2	0	0	0	771,95 2
				57	2010 12 20	2021 07 15	306,50 0	0	0	0	306,50 0
				49	2013 01 28		295,00 0	0	0	0	295,00 0
				57	2016 09 26	2021 07 15	20,774, 048	0	5,193,5 12	0	15,580, 536
				46	2016 08 25	2021 07 15	803,20 0	0	0	0	803,20 0
				40	2018 06 29	2021 07 15	0	0	0	0	0
				41	2018 03 09	2021 07 15	90,200	0	0	0	90,200
				44	2018 03 09	2021 07 15	175,00 0	0	0	0	175,00 0
				44	2018 07 16	2021 07 15	0	0	0	0	0
				34	2018 10 26	2021 07 15	0	0	0	0	0
	--	--	--	--	--	--	28,086, 984	0	5,193,5 12	0	22,893, 472

					2019	09					
					27						
					2019	09					

201

	27	
	2019 09 27	

1

1962 9

1986 5

1993 9

1993 10

2001

2012 12

2013 12

1958 5

1985 2002

2003 5

2015 6

1957 3

1980

1995

1995

50

1993

2003

2005

2012

698

01

1964

2019

1982 1 2019 1

2019 1

1985 10

2010 2012

2011

2

1963 11

1996

1957 5

1980 1990

2008

1993

1976 2

3

1.

1963 6

1980 2004

2004

2008

1971 4

2013 1

1974 8

EMBA

OTC

2003

2010

2014

2018 10

1979 4

2011

2013

2016

7

2018 3

1976 7

2002

2003

2013

2018 3

2019

1986 11

2013

2011 9

2012 10

2012 12

2016 9

2016 9

2018 3

2018 3

2018 10

2018 10

			1993 10 01		
			1996 01 01		
			2018 04 12		
			2018 04 12		

--	--	--

58

55.72

62

			58		8.33	
			64		8.33	
			61		8.33	
			58		8.33	
			35		45.81	
			57		43.69	
			63		18.29	
			57		34.98	
			49		14.89	
			57		0	
			46		68.04	
			40		0	
			41		34.27	
			44		35.72	
			44		14.9	
			34		21.58	
	--	--	--	--	511.43	--

						1,619
						2,242
						3,861
						3,861
						5

2019

	382
	3,861
	192
	846
	1,766
	1,057
	3,861

+ +

1

2

3

11

4

4

3

1

5

6


:// .c .c .c /

7

2018		41.57%	2019 05 16	2019 05 16	2019-034

	4	0	3	1	0		1
	4	0	3	1	0		1
	4	1	3	0	0		1
	4	1	3	0	0		1

0nd
2019
“



1

2

3

+ +

	2020 04 24	
	:// .c .c .c	
	99.99%	
	100.00%	
	A	A
	B	B
	C	

		C
	<p>A</p> <p>< 3% 3% < 5% 5% B <</p> <p>1% < 3% < 3% C <</p> <p>3% < 5% 3%</p> <p>< 5% 5%</p>	<p>< 3% B A</p> <p>3% B</p> <p>5% C 5%</p>
		0
		0
		0
		0

2019

	2020 04 23
	CAC [2020 0141

CAC 2020 0141

2019 12 31

2019

2019

12 31

2019

1.

4,398,753,603.80
28.63%

3,419,750,405.17

2019

979,003,198.63

2.

1

2019

2

3

4

5

6

7

1.

2019 12 31

2,343,406,542.58

2.

1

2

3

2019

4

5

6

2019

2019

2019 12 31

	2019 12 31	2018 12 31
	505,725,024.77	728,140,594.99
	20,000,000.00	
		59,207,298.63
	142,581,776.11	180,698,265.88
	1,098,020,417.67	1,203,687,108.35
	145,425,607.74	133,976,294.74
	125,504,553.38	121,543,165.09
	593,877,477.75	572,884,751.39
	319,808,141.34	205,720,096.46
	2,950,942,998.76	3,205,857,575.53
		1,747,559.14
	3,610,126.87	4,731,089.54

	60,725,431.17	100,153,363.61
	473,905,899.69	447,593,683.68
	59,000.00	716,585.09
		13,503.25
	11,500,000.00	15,409,584.00
	1,084,528,245.80	1,440,431,003.27
	283,740,010.00	292,217,610.00
	31,670,000.00	31,670,000.00
	71,730,520.50	81,950,976.23
	2,470,354.05	3,854,640.67
	389,610,884.55	409,693,226.90
	1,474,139,130.35	1,850,124,230.17
	1,027,494,660.00	1,027,494,660.00
	3,762,314,237.72	3,762,314,237.72
	236.79	

2019

	104,423,918.80	102,560,896.38
	541,853,348.80	464,417,871.99
	5,436,086,402.11	5,356,787,666.09
	5,036,213.43	5,626,445.90
	5,441,122,615.54	5,362,414,111.99
	6,915,261,745.89	7,212,538,342.16

	2019 12 31	2018 12 31
	150,426,171.05	268,018,007.98
	10,000,000.00	10,000,000.00
0		
	10,038	10,038
		10,038

q' II'

	3,618,984,337.65	3,594,074,337.65
	2,747,559.14	
	227,768,899.21	228,337,445.85
	16,889,986.72	16,060,510.84
	91,431,969.18	96,390,894.06
	118,101,845.39	84,997,640.03
	3,576,561.55	7,661,627.36
	17,421,583.67	18,390,364.54
	15,567,700.76	16,135,882.00
	4,112,490,443.27	4,062,796,261.47
	6,306,155,347.76	6,182,106,033.12
	42,500,000.00	381,000,000.00
	45,379,000.00	61,585,456.85
	21,608,897.97	20,726,315.45
	7,583,230.27	13,184,485.86
	13,554,254.37	24,662,535.38
	12,763,517.00	1,069,693.70
	1,168,866,963.39	692,754,753.02
		598,112.49

		13,503.25
	7,500,000.00	8,000,000.00
	1,319,755,863.00	1,202,983,240.26
	8,600,000.00	19,467,600.00
	7,894,798.32	10,783,255.85
	16,494,798.32	30,250,855.85
	1,336,250,661.32	1,233,234,096.11
	1,027,494,660.00	1,027,494,660.00
	3,761,766,958.52	3,761,766,958.52
	86,354,981.55	84,251,706.61
	94,288,086.37	75,358,611.88
	4,969,904,686.44	4,948,871,937.01
	6,306,155,347.76	6,182,106,033.12

	2019	2018
	4,398,753,603.80	3,419,750,405.17
	4,398,753,603.80	3,419,750,405.17

9713.75

	-6,932.71	-96,830.75
-	-23,735,738.94	
-	-9,603,308.46	-174,311,688.54
-	-45,779.55	382,057.65
	191,095,319.07	-83,911,465.04
	2,999,010.73	5,056,418.95
	2,670,392.05	8,235,100.57
	191,423,937.75	-87,090,146.66
	54,386,705.31	63,437,303.37
	137,037,232.44	-150,527,450.03
1.	137,037,232.44	-150,527,019.42
2.		-430.61
1.	142,762,719.66	-147,444,710.73
2.	-5,725,487.22	-3,082,739.30
	236.79	
	236.79	
1.		
2.		
3.		
4.		

2019

5.		
	236.79	
1.		
2.		
3.		
4.		
5.		
6.		
7.		
8.	236.79	
9.		
	137,037,469.23	-150,527,450.03
	142,762,956.45	-147,444,710.73
	-5,725,487.22	-3,082,739.30
	0.1382	-0.1424
	0.1382	-0.1424

	2019	2018
	881,604,621.12	370,212,846.17
	81,111,578.97	44,667,907.81

	10,573,364.58	5,681,404.38
	573,159,024.02	268,410,899.65
	115,754,378.30	112,266,419.73
	70,230,610.47	37,959,765.44
	32,604,050.59	30,476,570.47
	37,698,625.84	34,736,521.42
	5,269,176.01	4,534,689.43
	15,683,327.53	11,682,276.49
	5,037,478.91	2,954,571.81
-		
-	13,531,430.97	
-	-10,849.69	-10,923,707.06
-	-5,234.40	-7,068.00
	32,407,767.51	-125,544,048.07
	28,490.64	2,459,254.63
	461,422.41	968,213.35
	31,974,835.74	-124,053,006.79
	2,480,701.22	2,999,637.18
	29,494,134.52	-127,052,643.97
	29,494,134.52	-127,052,643.97

1.		
2.		
3.		
4.		
5.		
1.		
2.		
3.		
4.		
5.		
6.		
7.		
8.		
9.		
	29,494,134.52	-127,052,643.97

	2019	2018
	4,417,675,630.10	4,239,003,137.08
	77,945,088.31	79,138,738.04
	4,495,620,718.41	4,318,141,875.12
	1,108,333,112.99	1,419,630,231.81
	401,628,728.15	375,371,187.74

	499,563,533.68	493,551,900.96
	2,299,741,976.23	1,875,111,135.33
	4,309,267,351.05	4,163,664,455.84
	186,353,367.36	154,477,419.28
	3,007,450,787.89	2,593,425,143.08
	8,224,892.35	6,282,232.56
	3,222.00	
	1,864,450.94	
	236,980.15	
	3,017,780,333.33	2,599,707,375.64
	19,365,345.75	23,917,782.96
	3,027,511,062.16	2,620,301,527.13
	3,046,876,407.91	2,644,219,310.09
	-29,096,074.58	-44,511,934.45
	122,090,000.00	490,650,010.00
	74,310,026.66	66,083,508.34
	196,400,026.66	556,733,518.34
	467,310,000.00	450,281,122.23
	18,697,814.94	53,872,396.25

	66,897,599.17	78,669,964.09
	552,905,414.11	582,823,482.57
	-356,505,387.45	-26,089,964.23
	-199,248,094.67	83,875,520.60
	664,807,260.14	580,931,739.54
	465,559,165.47	664,807,260.14

	2019	2018
	737,085,725.76	652,528,401.36
	376,021,594.20	124,642,700.17
	1,113,107,319.96	777,171,101.53
	78,442,551.09	52,874,112.22
	170,943,962.52	161,445,207.39
	75,108,759.68	72,386,668.16
	468,730,767.62	375,276,168.43
	793,226,040.91	661,982,156.20
	319,881,279.05	115,188,945.33
	2,569,774,613.16	1,659,521,013.70
	5,037,478.91	5,364,749.63

	2,574,812,092.07	1,664,885,763.33
	11,045,423.46	15,091,707.51
	2,610,334,613.16	1,674,094,228.50
		6,100,000.00
	2,621,380,036.62	1,695,285,936.01
	-46,567,944.55	-30,400,172.68
	112,500,000.00	422,800,000.00
	64,288,341.16	39,018,996.60
	176,788,341.16	461,818,996.60
	451,200,000.00	416,500,000.00
	15,557,997.09	58,821,512.59
	55,435,112.73	45,344,105.03
	522,193,109.82	520,665,617.62
	-345,404,768.66	-58,846,621.02
	-72,091,434.16	25,942,151.63
	204,224,997.72	178,282,846.09
	132,133,563.56	204,224,997.72

2019							
1,0							
27,	3,76		102,	464,	5,35		5,36
494	2,31		560,	417,	6,78	5,62	2,41
,66	4,23		896.	871.	7,66	6,44	4,11
0.0	7.72		38	99	6.09	5.90	1.99
0							
			-1,0	-59,	-61,	-1,3	-62,
			86,3	970,	056,	01,7	358,
			91.0	461.	852.	19.1	571.
			3	26	29	9	48
1,0							
27,	3,76		101,	404,	5,29		5,30
494	2,31		474,	447,	5,73	4,32	0,05
,66	4,23		505.	410.	0,81	4,72	5,54
0.0	7.72		35	73	3.80	6.71	0.51
0							
			236.	137,	140,	711,	141,
			79	2,94	405,	355,	067,
				9,41	938.	588.	075.
				3.45	07	31	03

1															
2															
3															
4															
									2,94		-2,9			6,43	6,43
								9,41		49,4				6,97	6,97
								3.45		13.4				3.94	3.94
										5					
1								2,94		-2,9					
								9,41		49,4					
								3.45		13.4					
										5					
2															
3														6,43	6,43
														6,97	6,97
														3.94	3.94
4															
1															
2															
3															
4															
5															

6													-2,407,131.35	-2,407,131.35
1														
2														
						236.79							-2,407,368.14	-2,407,368.14
	1,027,494.660.000			3,762,314,237.72		236.79		104,423,918.80		541,853,348.80			5,436,086,402.11	5,441,122,615.54

	2018														
	517,031,330.00			4,311,291,857.76	22,226,244.35			102,970,412.84		632,168,398.69			5,541,235,754.94	16,524,101.98	5,557,759,856.92

	517,031,330.00				4,311,291,857.76	22,226,244.35			102,970,412.84		632,168,398.69		5,541,235,754.94	16,524,101.98	5,557,759,856.92
	510,463,330.00				-548,977,620.04	-22,226,244.35			-409,516.46		-167,750,526.70		-184,448,088.85	-10,897,656.08	-195,345,744.93
											-147,444,710.73		-147,444,710.73	-3,082,739.30	-150,527,450.03
1															
2															
3															
4															
											-18,911,725.23		-18,911,725.23	-7,375,109.14	-26,286,834.37
1															
2															
3											-18,911,725.23		-18,911,725.23	-7,375,109.14	-26,286,834.37

4																	
1																	
2																	
3																	
4																	
5																	
6															-18,5 31,46 0.53		
1																	
2																	
	510 ,46 3,3 30. 00				-548 ,977, 620. 04	-22, 226, 244. 35				-409 ,516. 46			-1,3 94,0 90.7 4		-18, 091, 652. 89	-439, 807.6 4	-18,5 31,46 0.53
	1,0 27, 494 ,66 0.0 0				3,76 2,31 4,23 7.72				102, 560, 896. 38			464, 417, 871. 99		5,35 6,78 7,66 6.09	5,626 ,445. 90	5,362 ,414, 111.9 9	

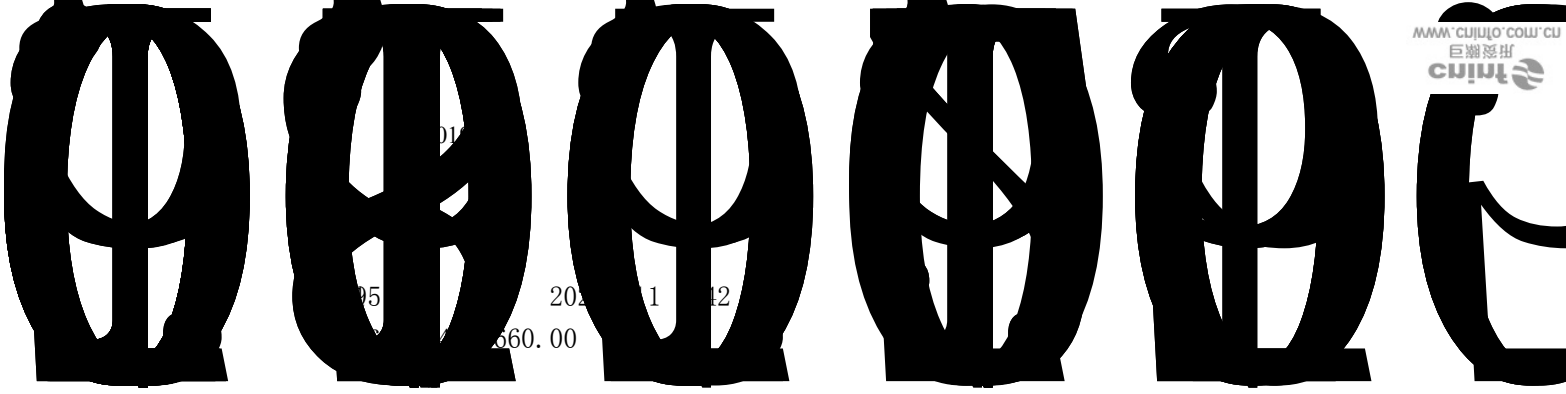
	2019											
	1,027,494,660.00				3,761,766.95					84,251,706.61	75,358.61	4,948,871,937.01
										-846,138.51	-7,615.24	-8,461,385.09
	1,027,494,660.00				3,761,766.95					83,405,568.10	67,743.30	4,940,410,551.92
										2,949,413.45	26,544.71	29,494,134.52
											29,494.12	29,494,134.52
1												
2												
3												
4												

									2,949, 413.45	-2,94 9,41 3.45		
1									2,949, 413.45	-2,94 9,41 3.45		
2												
3												
1												
2												
3												
4												
5												
6												
1												
2												
	1,027 ,494, 660.0 0				3,761, 766,95 8.52				86,354 ,981.5 5	94,2 88,0 86.3 7		4,969,90 4,686.44

2018												
------	--	--	--	--	--	--	--	--	--	--	--	--

	517,						
	031,	4,310,	22,22		84,25	221,32	
	330.	744,5	6,244.		1,706	2,981.0	5,111,124
	00	78.56	35		.61	8	,351.90
	517,						
	031,	4,310,	22,22		84,25	221,32	5,111,124
	330.	744,5	6,244.		1,706	2,981.0	,351.90
	00	78.56	35		.61	8	
	510,						
	463,	-548,9	-22,22			-145,96	-162,252,
	330.	77,62	6,244.			4,369.2	414.89
	00	0.04	35			0	
						-127,05	-127,052,
						2,643.9	643.97
						7	
1							

2										-18,911,725.23		-18,911,725.23
3												
1												
2												
3												
4												
5												
6												
1												
2												
	510,463,330.00				-548,977,620.04	-22,226,244.35						-16,288,045.69
	1,027,494,660.00				3,761,766,958.52				84,251,706.61	75,358,611.88		4,948,871,937.01



01
95
201
1 12
660.00

06

2016 1

20086 9 23 0

100,000,000.00

2008 12 31

40002000000376

,,00161

2019

-

12

1 1 12 31

12

2019

1

2

-

-

-

-

3

(1)

()

(2)

(3)

(4)

4

1

()

()

2

5

-

-

6

1

2

3

-

-

()

(

)

7

-
-
-

1

) (

12) 12 (12

12

1

2

()

90

2 () 90

2019

3

1	2.77%
1 2	19.59%
2 3	48.10%
3 4	67.63%
4 5	72.79%
5	100.00%

1	5.54%
1 2	22.41%
2 3	38.06%
3 4	45.52%
4 5	63.48%
5	99.09%

1	4.12%
1 2	28.39%
2 3	59.32%
3 4	89.29%
4 5	100.00%
5	100.00%

2

--	--

1	
2	
3	
4	

1	
2	
3	
4	

1

2

4

1	6.84%
1 2	26.92%
2 3	44.79%
3 4	64.91%
4 5	72.58%
5	100.00%

4

1

1
2

3

8

2

B

2

2

22

170

2019

22

□

22

22

		20-35	5	2.71-4.75
		10	5	9.5
		5	5	19

2019

		5	5	19
--	--	---	---	----

1

2

3

1

2

3

3

4

1

2

2019

		%	%
	10		10.00

,

1 (1)

2-10

·
·
·

/

2

3

4

5

6

2019 9 27 2019 [2019]16		

2019

2019		
2017 3 31 22 2017 2017 7 23 2017 2017 8 24 2017 2017 9 2017 5 2 37 2017 2017 14 2019 1 1		
2017 7 5 < 14 > [2017]22 2018 1 1 2020 1 1		
2019 5 9 12		
2019 5 16 7		

2019 6

2019 16

2018

2018 12 31

		(+/ -)	
	1,384,385,374.23	-1,384,385,374.23	
		180,698,265.88	180,698,265.88
		1,203,687,108.35	1,203,687,108.35
	351,718,076.65	-351,718,076.65	

2019

		68,088,856.85	68,088,856.85
		283,629,219.80	283,629,219.80
	1,736,103,450.88		1,736,103,450.88

2018 12 31

		(+/ -)	
	345,070,905.68	-345,070,905.68	
		56,636,038.06	56,636,038.06
		288,434,867.62	288,434,867.62
	82,311,772.30	-82,311,772.30	
		61,585,456.85	61,585,456.85
		20,726,315.45	20,726,315.45
	427,382,677.98		427,382,677.98

	2018 12 31	2019 01 01	
	728,140,594.99	728,140,594.99	
		10,000,000.00	10,000,000.00
	59,207,298.63		-59,207,298.63
	180,698,265.88	180,698,265.88	
	1,203,687,108.35	1,149,309,360.35	-54,377,748.00

2019

	133,976,294.74	133,976,294.74	
	121,543,165.09	106,968,329.62	-14,574,835.47
	572,884,751.39	572,884,751.39	
	205,720,096.46	254,927,395.09	49,207,298.63
	3,205,857,575.53	3,136,904,992.06	-68,952,583.47
	1,747,559.14		-1,747,559.14
	4,731,089.54	4,731,089.54	
		1,747,559.14	1,747,559.14
	19,844,616.88	19,844,616.88	
	1,035,825,558.03	1,035,825,558.03	
	68,630,353.43	68,630,353.43	
	1,645,387.23	1,645,387.23	
	308,538,224.58	308,538,224.58	

	35,132,291.45	35,132,291.45	
	28,002,376.77	34,596,388.76	6,594,011.99
	64,168,441.20	64,168,441.20	
	4,006,680,766.63	4,013,274,778.62	6,594,011.99
	7,212,538,342.16	7,150,179,770.68	-62,358,571.48
	392,500,000.00	392,500,000.00	
	68,088,856.85	68,088,856.85	
	283,629,219.80	283,629,219.80	
	95,620,289.74	95,620,289.74	
	37,436,005.59	37,436,005.59	
	100,153,363.61	100,153,363.61	
	447,593,683.68	447,593,683.68	
	716,585.09	716,585.09	
	13,503.25	13,503.25	
	15,409,584.00	15,409,584.00	
	1,440,431,003.27	1,440,431,003.27	



	2018 12 31	2019 01 01	
	261,018,007.90	261,018,007.90	
		10,000,000.00	
	55,200,000.00		-55,200,000.00
	56,636,038.06	56,636,038.06	
	288,434,867.62	280,227,637.66	-8,207,229.96
	69,897,924.95	69,897,924.95	
	1,267,760,397.88	1,266,013,057.15	-1,747,340.73
	40,262,535.24	40,262,535.24	
	80,100,000.00	135,300,000.00	55,200,000.00
	2,119,309,771.65	2,109,355,200.96	-9,954,570.69
	747,559.14		-747,559.14
	3,594,074,337.65	3,594,074,337.65	
		747,559.14	747,559.14

	228,337,445.85	228,337,445.85	
	16,060,510.84	16,060,510.84	
	96,390,894.06	96,390,894.06	
	84,997,640.03	84,997,640.03	
	7,661,627.36	7,661,627.36	
	18,390,364.54	19,883,550.14	1,493,185.60
	16,135,882.00	16,135,882.00	
	4,062,796,261.47	4,064,289,447.07	1,493,185.60
	6,182,106,033.12	6,173,644,648.03	-8,461,385.09
	381,000,000.00	381,000,000.00	
	61,585,456.85	61,585,456.85	
	20,726,315.45	20,726,315.45	
	13,184,485.86	13,184,485.86	
	24,662,535.38	24,662,535.38	
	1,069,693.70	1,069,693.70	
	692,754,753.02	692,754,753.02	
	598,112.49	598,112.49	
	13,503.25	13,503.25	
	8,000,000.00	8,000,000.00	
	1,202,983,240.26	1,202,983,240.26	

2019

	59,207,298.63	-59,207,298.63	
		10,000,000.00	10,000,000.00
	205,720,096.46	49,207,298.63	254,927,395.09
	1,747,559.14	-1,747,559.14	
		1,747,559.14	1,747,559.14

2019

2018 12 31

	55,200,000.00	-55,200,000.00	
		10,000,000.00	10,000,000.00
	80,100,000.00	55,200,000.00	135,300,000.00
	747,559.14	-747,559.14	
		747,559.14	747,559.14

		3% 6% 9% 10% 13% 16%
		1% 5% 7%
		15% 25%
		3%
		2%

	15%
	15%
	15%
	15%
	15%
	15%

2019

15% GR201714000205 3 2017 11 9

GR201914000354 3 2019 11 25
15%

GR201814000010 3 2018 11 21
15%

GR201811009583 3 2018 11 30
15%

GR201714000154 3 2017 11 9
15%

GF201711000279 3 2017 8 10
15%

	437,733.06	141,589.92
	472,918,280.64	664,665,670.22
	32,369,011.07	63,333,334.85
	505,725,024.77	728,140,594.99

	20,000,000.00	10,000,000.00
		10,000,000.00
	20,000,000.00	
	20,000,000.00	10,000,000.00

--	--	--

	142,581,776.11	180,698,265.88
	142,581,776.11	180,698,265.88

--	--

	510,409,832.26	
	510,409,832.26	

--	--

--	--

--	--	--	--	--	--

	1,351,721,209.78	100.00%	253,700,792.11	18.77%	1,098,020,417.67	1,380,588,683.03	100.00%	231,279,322.68	16.75%	1,149,309,360.35
	1,351,721,209.78	100.00%	253,700,792.11		1,098,020,417.67	1,380,588,683.03	100.00%	231,279,322.68		1,149,309,360.35

253,700,792.11

	831,135,115.93	129,123,555.48	15.54%
	402,924,010.04	101,869,257.60	25.28%
	117,662,083.81	22,707,979.03	19.30%
	1,351,721,209.78	253,700,792.11	--

2019

	%		
1 (1)	2.77	602,644,597.27	16,668,561.08
1 2 (2)	09.59 0000	75,988,110.19	14,885,504.29
2 3 (3)	48.10	84,394,716.18	40,596,552.12
3 4 (4)	67.63	25,792,712.48	17,442,810.92
4 5 (5)	72.79	10,234,405.39	7,449,552.65
5	100.00	32,080,574.42	32,080,574.42
		831,135,115.93	129,123,555.48

	%		
1 (1)	5.54	202,302,135.12	11,206,339.81
1 2 (2)	22.41	42,535,483.36	9,533,902.97
2 3 (3)	38.06	64,446,698.88	24,525,543.83
3 4 (4)	45.52	41,009,982.48	18,669,493.46
4 5 (5)	63.48	39,926,136.75	25,346,018.26
5	99.09	12,703,573.45	12,587,959.27

4503135.7

1	1	888,217,727.53
1	2	132,507,404.04
2	3	158,905,477.77
3		172,090,600.44
3	4	76,169,626.63
4	5	50,239,396.94
5		45,681,576.87
		1,351,721,209.78

	231,279,322.68	52,056,136.11	29,131,772.01	502,894.67		253,700,792.11
	231,279,322.68	52,056,136.11	29,131,772.01	502,894.67		253,700,792.11

--	--	--

	502,894.67

		24,916.55			
		255,000.00			

2019

		78,113.80			
		1,050.00			
		6,480.00			
		162.00			
		60,137.84			
		48,600.00			
		10,692.00			
		1,296.00			
		162.00			
		7,574.39			
		1,470.32			
		7,239.77			
	--	502,894.67	--	--	--

	93,744,132.07	6.93%	4,291,009.98
	52,742,646.56	3.90%	2,474,503.14
	68,806,591.10	5.09%	4,151,694.73

2019

	21,970,630.54	1.63%	14,608,453.44
	20,824,047.70	1.54%	2,144,937.01
	258,088,047.97	19.09%	

--	--	--

1	106,479,098.75	73.22%	79,725,892.76	59.52%
1 2	22,832,030.56	15.70%	45,812,880.09	34.19%
2 3	11,533,494.48	7.93%	3,621,350.33	2.70%
3	4,580,983.95	3.15%	4,816,171.56	3.59%
	145,425,607.74	--	133,976,294.74	--

1

--	--	--	--

2019

			%
	8,050,500.00	1	5.53%
	6,007,159.40	1	4.13%
	4,552,283.40	1	3.13%
	4,550,000.00	1	3.13%
	4,082,851.94	1	2.81%
	27,242,794.74		18.73%

5% (5%)

	125,504,553.38	106,968,329.62
	125,504,553.38	106,968,329.62

--	--	--

--	--	--	--	--

()		
-----	--	--

()				
-----	--	--	--	--

	167,208,518.25	142,528,818.88
	5,299,026.79	11,718,396.00
		6,268.00
	172,507,545.04	154,253,482.88

	12	()	()	
2019 1 1		46,521,712.36	763,440.90	47,285,153.26
2019 1 1				
		4,402,080.75		4,402,080.75
		4,684,242.35		4,684,242.35

2019

2019 12 31		46,239,550.76	763,440.90	47,002,991.66
------------	--	---------------	------------	---------------

1	1			96,627,975.13
1	2			34,585,387.19
2	3			13,732,574.54
3				27,561,608.18
3	4			5,846,391.21
4	5			2,117,704.26
5				19,597,512.71
				172,507,545.04

	763,440.90					763,440.90
	46,521,712.36	4,402,080.75	4,684,242.35			46,239,550.76
	47,285,153.26	4,402,080.75	4,684,242.35			47,002,991.66

1

2

			%		
	763,440.90	763,440.90	100.00	5	
	763,440.90	763,440.90	100.00		

2019

--	--	--

--	--

--	--	--	--	--	--

		14,582,532.00	1	8.46%	997,549.67
		5,488,290.95	3	3.18%	1,450,751.85
		3,915,905.21	1	2.27%	1,834,378.86
		3,151,370.80	3	1.83%	215,576.34
		2,196,820.89	3	1.27%	591,475.48
	--	29,334,919.85	--	17.01%	5,089,732.20

		14,582,532.00		2020 1 7 2017 6

2019

5% (5%)

	122,809,926.46	70,156.55	122,739,769.91	163,571,378.52	130,189.67	163,441,188.85
	94,226,195.24		94,226,195.24	84,407,466.56		84,407,466.56
	351,013,275.32	20,551,960.50	330,461,314.82	295,697,143.28	12,560,135.88	283,137,007.40
	43,651,053.29		43,651,053.29	38,885,181.32		38,885,181.32
	2,799,144.49		2,799,144.49	3,013,907.26		3,013,907.26
	614,499,594.80	20,622,117.05	593,877,477.75	585,575,076.94	12,690,325.55	572,884,751.39

	130,189.67			52,294.94	7,738.18	70,156.55
	12,560,135.88		9,659,717.70		1,667,893.08	20,551,960.50
	12,690,325.55		9,659,717.70	52,294.94	1,675,631.26	20,622,117.05

						%
						0.01
						0.28

--	--

--	--	--

			/	
--	--	--	---	--

--	--	--	--	--	--	--

--	--	--

/

--	--	--

2019

--	--	--	--	--	--	--	--	--

	53,843,123.79	3,283,875.61
	23,957,169.26	26,544,814.74
	241,360,365.92	224,807,298.63
	647,482.37	291,406.11
	319,808,141.34	254,927,395.09

	12	()	()	
2019 1 1				

n € is

2

--	--	--	--	--	--	--	--	--	--

12

() ()

2019 1 1

2019

2019 1 1				
		1,088,045.17		1,088,045.17
2019 12 31		2,082,707.43		2,082,707.43

((
))

0.2050

--	--	--	--	--	--	--

--	--	--

1.	51,195,556.32	8,355,511.00		59,551,067.32
2.				
1				
2 \				
\				
3				
3.				
1				
2				
4.	51,195,556.32	8,355,511.00		59,551,067.32
1.	36,999,775.58	2,706,674.86		39,706,450.44
2.	2,303,800.32	167,444.40		2,471,244.72
1	2,303,800.32	167,444.40		2,471,244.72
3.				

1				
2				
4.	39,303,575.90	2,874,119.26		42,177,695.16
1.				
2.				
1				
3				
1				
2				
4.				
1.	11,891,980.42	5,481,391.74		17,373,372.16
2.	14,195,780.74	5,648,836.14		19,844,616.88

--	--	--

	992,973,544.23	1,035,825,558.03
	992,973,544.23	1,035,825,558.03

1.	937,843,412.46	543,312,064.08	49,259,147.38	71,526,895.60	1,601,941,519.52
2.	6,286,257.69	31,722,460.45	-116,986.70	16,725,334.87	54,617,066.31
1	1,253,666.29	31,380,718.29	-150,469.46	3,744,026.29	36,227,941.41
2	-792,651.17			12,590,189.34	11,797,538.17
3	5,825,242.57	341,742.16	33,482.76	391,119.24	6,591,586.73
3.		6,368,609.54	534,479.68	6,691,480.16	13,594,569.38
1		6,368,609.54	534,479.68	6,691,480.16	13,594,569.38
4.	944,129,670.15	568,665,914.99	48,607,681.00	81,560,750.31	1,642,964,016.45
1.	224,912,740.98	271,372,038.02	30,438,875.62	36,840,394.67	563,564,049.29
2.	35,924,723.81	43,942,576.42	3,676,258.30	6,992,851.80	90,536,410.33
1	35,832,490.81	43,922,498.76	3,668,968.77	6,933,678.23	90,357,636.57
2	92,233.00	20,077.66	7,289.53	59,173.57	178,773.76
3.		5,578,535.63	462,148.37	621,215.60	6,661,899.60
1		5,578,535.63	462,148.37	621,215.60	6,661,899.60
4.	260,837,464.79	309,736,078.81	33,652,985.55	43,212,030.87	647,438,560.02
1.		2,542,248.75		9,663.45	2,551,912.20
2.					
1					

3.					
1					
4.		2,542,248.75		9,663.45	2,551,912.20
1.	683,292,205.36	256,387,587.43	14,954,695.45	38,339,055.99	992,973,544.23
2.	712,930,671.48	269,397,777.31	18,820,271.76	34,676,837.48	1,035,825,558.03

	5,993,727.95	1,660,770.14		4,332,957.81	
	42,993,065.85	17,831,122.67		25,161,943.18	

--	--	--	--	--

--	--

	461,226,692.88	

2019

--	--	--

	151,811,034.69

	50				10	
	2009	015201-1		2009	1015502-2	2011
551103	2011	551102		2009	00002943	
2009	00002945		2016	00005511		
2014	2510000112			2012	01003	2012 01005
		140424	2013	002012		
					2012	00115
X		308116				

	89,987,457.35	68,630,353.43
	89,987,457.35	68,630,353.43

	541,000.00		541,000.00			
	56,714,004.99		56,714,004.99	53,123,848.38		53,123,848.38
3.2				950,136.98		950,136.98
	32,732,452.36		32,732,452.36	14,556,368.07		14,556,368.07
	89,987,457.35		89,987,457.35	68,630,353.43		68,630,353.43

			-1,197, 637.89	-1,738, 637.89		541,00 0.00						
		53,123 ,848.3 8	3,703, 260.04	113,10 3.43		56,714 ,004.9 9						
3.2		950,13 6.98	842,97 1.59	1,793, 108.57		0.00						
		14,556 ,368.0 7	33,705 ,371.0 4	11,679 ,505.3 4	3,849, 781.41	32,732 ,452.3 6						
		68,630 ,353.4 3	37,053 ,964.7 8	11,847 ,079.4 5	3,849, 781.41	89,987 ,457.3 5	--	--				--

--	--	--	--	--	--	--	--	--	--	--	--	--

,

1.	1,645,387.23		1,645,387.23
2.			
(1)			
(2)			

[Redacted]

[Redacted]

2.					
(1)					
3.					
(1)					
(2)					
4.					
1.	1,645,387.23				1,645,387.23
2.	1,645,387.23				1,645,387.23

--	--	--

1.	288,111,737.09	31,427,414.00	59,877,444.73	8,194,992.57	36,918,662.22	424,530,250.61

2019

2.	2,268.57			311,651.08		2,329,919.65
1	1,193,072.80			165,099.35		1,358,172.15
2						
3	825,195.77			146,551.73		971,747.50
3.				106,094.04		106,094.04
1				106,094.04		106,094.04
4.	290,130,005.66	31,427,414.00	59,877,444.73	8,400,549.61	36,918,662.22	426,754,076.22
1.	47,974,611.66	22,428,564.45	26,505,098.69	3,742,567.90	15,341,183.33	115,992,026.03
2.	7,102,444.08	4,077,271.79	6,961,009.75	803,865.82	4,236,879.31	23,181,470.75
1	7,072,972.88	4,077,271.79	6,961,009.75	779,440.52	4,236,879.31	23,127,574.25
2	29,471.20			24,425.30		53,896.50
3.				106,094.04		106,094.04
1				106,094.04		

3.						
1						
4.						
1.	235,052,949.92	4,921,577.76	26,411,336.29	3,960,209.93	17,340,599.58	287,686,673.48
2.	240,137,125.43	8,998,849.55	33,372,346.04	4,452,424.67	21,577,478.89	308,538,224.58

0.00%

--	--	--

50
 2009 015201-1 2009 1015502-2 10
 551103 2011 551102 2009 00002943 2011
 2009 00002945 2016 00005511
 2014 2510000112 2012 01003 2012 01005
 140424 2013 002012
 2012 00115
 X 308116

	600,730.00							600,730.00
	661,487.67					661,487.67		
	1,000,000. 00					1,000,000. 00		
	3,141,789. 91		3,168,282. 09					6,310,072. 00
	5,135,038. 14		40,901.14					5,175,939. 28
	28,173,687 .04		2,100,316. 78					30,274,003 .82
	2,096,523. 54		700.53					2,097,224. 07
	2,515,310. 42		1,229,760. 75					3,745,071. 17
	3,439,448. 32		731,473.89					4,170,922. 21
	3,435,651. 29		124,253.07					3,559,904. 36
	3,332,576. 79		517,058.74					3,849,635. 53
	13,644,464 .11		1,584,729. 38					15,229,193 .49
	1,550,000. 00		9,065.15					1,559,065. 15
	200,532.48		422,943.56					623,476.04
	1,396,278. 06		449,530.40					1,845,808. 46
	900,000.00							900,000.00

PI3K								
IMM-H012	2,000,000. 00		9,260,420. 71					11,260,420 .71
	10,934,665 .36		1,083,093. 31					12,017,758 .67
/			14,949,537 .65					14,949,537 .65
	84,158,183 .13		35,672,067 .15			1,661,487. 67		118,168,76 2.61

	600,730.00				600,730.00	2009.12		1
	661,487.67		661,487.67			2009.12		2
	1,000,000.00		1,000,000.00			2019.6		3
	3,141,789.91	3,168,282.09			6,310,072.00	2014.05		4
	5,135,038.14	40,901.14			5,175,939.28	2015.05		5
	28,173,687.04	2,100,316.78			30,274,003.82	2015.12		6
	2,096,523.54	700.53			2,097,224.07	2015.09		7
	2,515,310.42	1,229,760.75			3,745,071.17	2016.06		8
	3,439,448.32	731,473.89			4,170,922.21	2016.08		9
	3,435,651.29	124,253.07			3,559,904.36	2016.08		10
	3,332,576.79	517,058.74			3,849,635.53	2016.08		11

	13,644,464.11	1,584,729.38			15,229,193.49	2015.1		12
	1,550,000.00	9,065.15			1,559,065.15	2016.03		13
	200,532.48	422,943.56			623,476.04	2016.9		14
	1,396,278.06	449,530.40			1,845,808.46	2017.12		15
	900,000.00				900,000.00	2016.10		16
PI3K IMM-H012	2,000,000.00	9,260,420.71			11,260,420.71	2018.10		17
	10,934,665.36	1,083,093.31			12,017,758.67	2017.6		18
/		14,949,537.65			14,949,537.65	2019.05		19
	84,158,183.13	35,672,067.15	1,661,487.67		118,168,762.61			

1

2

3

2

4

5

6

7

8

9

10

11

12

13

14

15

BE

16

17

18

19

	54,981,520.12					54,981,520.12
	7,869,720.39					7,869,720.39
	165,255.79					165,255.79
	130,700,623.28					130,700,623.28
	11,338,525.94			11,338,525.94		
	2,302,540,460. 39					2,302,540,460. 39
	138,084.74					138,084.74
		488,383.27				488,383.27
	2,507,734,190. 65	488,383.27		11,338,525.94		2,496,884,047. 98

2019

	30,241,720.12	30,241,720.12
	483,442.25	483,442.25
	165,255.79	165,255.79
	122,587,087.24	122,587,087.24
	153,477,505.40	153,477,505.40

(2)

2019

2023	175,428,774.25	175,428,774.25	
2024	109,568,895.44		
	500,643,172.38	449,426,486.31	--

	45,020,290.73	64,168,441.20
	45,020,290.73	64,168,441.20

		211,500,000.00
	42,500,000.00	111,000,000.00
		70,000,000.00
	42,500,000.00	392,500,000.00

1 4250

2

3

--	--	--	--	--

--	--	--

	53,323,200.94	68,088,856.85
	53,323,200.94	68,088,856.85

	3,457,243.35	4,303,993.86
	1,297,966.04	4,533,041.98
	335,072,887.40	271,328,622.37
	1,668,479.84	3,463,561.59
	341,496,576.63	283,629,219.80

	6,846,548.38	

2019

	5,841,890.00
	12,688,438.38
	--

	36,285,965.43	365,781,184.25	371,285,025.31	30,782,124.37
-	1,150,040.16	30,865,805.58	30,343,702.84	1,672,142.90
	37,436,005.59	396,646,989.83	401,628,728.15	32,454,267.27

1	29,681,485.51	324,333,513.21	328,169,644.85	25,845,353.87
2		13,688,927.16	13,688,927.16	
3	565,121.92	12,556,719.03	12,308,872.44	812,968.51
	468,867.74	10,119,686.72	9,955,873.14	632,681.32
	54,520.96	1,709,840.87	1,704,063.43	60,298.40
	41,733.22	727,191.44	648,935.87	119,988.79
4	286,457.65	11,836,325.23	11,850,147.83	272,635.05
5	5,752,900.35	3,365,699.62	5,267,433.03	3,851,166.94
	36,285,965.43	365,781,184.25	371,285,025.31	30,782,124.37

1	915,046.93	29,823,318.00	29,415,354.55	1,323,010.38
2	234,993.23	1,042,487.58	928,348.29	349,132.52
	1,150,040.16	30,865,805.58	30,343,702.84	1,672,142.90

--	--	--	--

	46,914,986.22	86,561,193.47
	8,008,095.06	7,953,529.56
	3,005,576.16	1,481,584.52
	1,438,795.55	1,734,537.04
		655,006.43
	316.06	47,707.10
	704,993.11	947,401.48
	469,995.40	618,647.11
	130,614.71	98,402.23
	11,484.67	11,484.67
	40,574.23	43,870.00
	60,725,431.17	100,153,363.61

	59,000.00	716,585.09
		13,503.25
	473,846,899.69	446,863,595.34
	473,905,899.69	447,593,683.68

	59,000.00	716,585.09
	59,000.00	716,585.09

--	--	--

2019

		13,503.25
		13,503.25

1

1

	63,538,440.70	53,621,709.63
	325,032,664.08	299,141,826.34
		20,572,000.00
	85,040,200.78	73,524,837.24
	235,594.13	3,222.13
	473,846,899.69	446,863,595.34

	9,196,365.18	
	7,142,176.92	
	3,313,260.20	
	2,781,261.49	
	22,433,063.79	--

--	--	--

2019

		5,409,584.00
	11,500,000.00	10,000,000.00
	11,500,000.00	15,409,584.00

		5,409,584.00
		5,409,584.00

	11,500,000.00	10,000,000.00
	11,500,000.00	10,000,000.00

	2010 4 21	2020 4 20	3,000,000.00
	2010 4 21	2020 4 20	1,000,000.00
	2010 4 21	2020 4 20	2,500,000.00
	2013 8 13	2020 8 12	1,000,000.00
	2013 8 19	2020 8 18	4,000,000.00
			11,500,000.00

--	--	--

--	--	--	--	--	--	--	--	--	--	--	--

--	--	--

--	--	--

	--	--	--								

2019

--	--	--

	283,690,010.00	289,000,010.00
	50,000.00	3,217,600.00
	283,740,010.00	292,217,610.00

	3,000,000.00	14,500,000.00
	147,000,000.00	147,000,000.00
	133,690,010.00	127,500,010.00
	283,690,010.00	289,000,010.00

	50,000.00			50,000.00	
		2,690,000.00	2,690,000.00		
	2,145,400.00	641,800.00	2,787,200.00		
	1,022,200.00		1,022,200.00		
	3,217,600.00	3,331,800.00	6,499,400.00	50,000.00	--

2019

1										
▼ B H-C-JIH-43		2016	1	2018	12			5,000,000.00		
	50,000.00									
2										
		2017		FC17011900				19,770,000.00		
	2,690,000.00		▼	2,690,000.00				1,430,000.00		
				710,000.00		550,000.00				
3										
				2018	X09301018-004			2018	1	2020
12	5,405,000.00			641,800.00		2,787,200.00				
	1,587,400.00			1,199,800.00						
4										
		2018	1	2020	12	5,678,400.00		2018	X09737019	
								1,022,200.00		

--	--	--

--	--	--

--	--	--

--	--	--

	31,670,000.00	31,670,000.00	
	31,670,000.00	31,670,000.00	--

2013 12 27 2013

97

2

	81,950,976.23	27,999,000.00	38,219,455.73	71,730,520.50	
	81,950,976.23	27,999,000.00	38,219,455.73	71,730,520.50	--

								/
	2,726,500.00			665,000.00			2,061,500.00	
100	2,009,000.00			490,000.00			1,519,000.00	
2010								
-	2,500,000.00			500,000.00			2,000,000.00	
-	111,666.67			20,000.00			91,666.67	

	30,350.00			19,599.99			10,750.01	
	140,624.98			93,750.00			46,874.98	
	61,261.23			61,261.24			-0.01	
	214,414.44			214,414.4 3			0.01	
	25,000.00			25,000.00				
10	78,688.53			19,672.12			59,016.41	
	1,412,500.00	365,000.0 0		782,500.0 0			995,000.00	
	333,333.33			333,333.3 3				

2019

		80,000.00		13,793.10			66,206.90	
	1,500,000.00						1,500,000.00	
-5000	600,591.24			130,598.28			469,992.96	
	146,153.85			51,282.05			94,871.80	
	7,000,000.00						7,000,000.00	
2018	200,000.00						200,000.00	
	1,500,000.00			300,000.00			1,200,000.00	
	744,469.64			499,999.96			244,469.68	
	8,235,666.86			1,593,999.96			6,641,666.90	

-	1,134,000.00			189,000.00			945,000.00	
	288,000.00			48,000.00			240,000.00	
	1,860,000.00			360,000.00			1,500,000.00	
	100,000.00						100,000.00	
	16,666.87			16,666.87				
	400,000.10			199,999.96			200,000.14	
---GPM	8,215,768.90			626,361.00			7,589,407.90	
	756,446.98			57,306.60			699,140.38	
	765,998.08			57,306.60			708,691.48	

2019

-				
200,000.00		200,000.00		
		0		
75,000.00			75,000.00	
100,000.00		100,000.00		
		0		
550,000.00			550,000.00	
360,000.00		360,000.00		
		0		
9				
18,188,900.00		777,504.69	16,871,440.00	539,955.31
360,000.00		360,000.00		
		0		

2018

150,000.00	405,000.00			555,000.00
	0			
11,416.04	-13,200.00	-1,783.96		

1,

2019		6,300,000.00					6,300,000.00	
2013 2200	568,754.60			64,400.52			504,354.08	
2.5	129,204.43			39,972.60			89,231.83	
- [2014]129	204,416.90			21,671.16			182,745.74	
10	7,366,944.03			258,300.00			7,108,644.03	
2018		200,000.00		200,000.00				
2018		480,000.00		480,000.00				
2017 "								

"								
2018								
2017	1,000,000.00			1,000,000. 00				
1200		1,000,000. 00					1,000,000.00	
		1,400,000. 00					1,400,000.00	
		400,000.0 0					400,000.00	
		300,000.0 0					300,000.00	
	300,000.00						300,000.00	
	1,200,000.00						1,200,000.00	
		1,022,200. 00					1,022,200.00	

-		1,587,400.00					1,587,400.00	
D3	1,520,833.00			250,000.00			1,270,833.00	
	175,000.00						175,000.00	
2015	903,377.87			156,109.08			747,268.79	
2013	1,700,000.00			100,000.00			1,600,000.00	
XX-3ANF	450,000.00			450,000.00				
		500,000.00					500,000.00	
		20,000.00					20,000.00	
		37,000.00					37,000.00	
2014-2015		20,500.00					20,500.00	

2019

	81,950,976.2 3	27,999,00 0.00		21,348,01 5.73		16,871,44 0.00	71,730,520.5 0	

2019

	1,000,000.00	1,000,000.00
	3,747,559.14	1,747,559.14

	3,762,226,800.65			3,762,226,800.65
	87,437.07			87,437.07
	3,762,314,237.72			3,762,314,237.72

--	--	--	--	--

--	--	--	--	--

2019

--	--	--	--	--

	97,768,287.91	2,949,413.45	1,086,391.03	99,631,310.33
	4,792,608.47			4,792,608.47
	102,560,896.38	2,949,413.45	1,086,391.03	104,423,918.80

50%

10%

	464,417,871.99	632,168,398.69
+	-	-59,970,461.26
	404,447,410.73	632,168,398.69
	142,762,719.66	-147,444,710.73
	2,949,413.45	
		18,911,725.23
	2,407,368.14	1,394,090.74
	541,853,348.80	464,417,871.99

- 1)
- 2)
- 3)
- 4)
- 5)

-59,970,461.26

	4,376,770,177.45	1,535,300,468.77	3,387,878,073.35	1,149,106,658.08
	21,983,426.35	13,609,028.60	31,872,331.82	28,751,174.68
	4,398,753,603.80	1,548,909,497.37	3,419,750,405.17	1,177,857,832.76

	19,263,602.21	21,151,224.47
	15,341,481.91	16,499,590.02
	5,346,775.77	5,730,599.71
	3,218,468.28	3,669,324.72
	73,506.44	71,267.73
	1,408,583.13	1,292,088.53
	15,740.11	261,912.69
	19,271.39	5,506.00
	44,687,429.24	48,681,513.87

	162,587,777.59	152,979,111.97
	105,960,638.11	111,519,480.28
	787,358,965.94	850,474,139.17
	41,719,593.42	44,854,022.03

2019

	1,064,179,079.95	564,301,084.07
	11,271,008.31	42,059,462.14
	2,173,077,063.32	1,766,187,299.66

	99,068,268.60	87,008,697.77
	62,969,839.08	57,292,835.83
	47,308,011.05	60,512,615.58
	17,085,369.18	19,417,519.12
	35,735,429.16	28,517,851.97

5

2019

	145,311,094.12	123,176,070.91
--	----------------	----------------

	26,120,439.77	29,408,424.41
	4,472,422.23	3,127,799.21
	-163,803.56	598.74
		5,000.00
	841,812.32	1,025,647.70
	7,360.71	
	22,333,387.01	27,311,871.64

	7,601,835.42	10,884,680.94
	63,648,400.14	78,761,441.83
	71,250,235.56	89,646,122.77

	-22,581,384.66	5,475,725.43
		1,649,320.55
	6,974,568.55	4,578,685.98
	-15,606,816.11	11,703,731.96

2019

--	--	--

	-6,932.71	-96,830.75
	-6,932.71	-96,830.75
	-6,932.71	-96,830.75

	-23,735,738.94	
	-23,735,738.94	

1309

	813,533.21	426,670.48
	813,533.21	426,670.48
	859,312.76	44,612.83
	859,312.76	44,612.83
	-45,779.55	382,057.65

	5,000.00	68,400.00	5,000.00
	2,994,010.73	4,988,018.95	2,994,010.73
	2,999,010.73	5,056,418.95	2,999,010.73

									/
--	--	--	--	--	--	--	--	--	---

	224,889.48	147,000.00	224,889.48
	1,962,504.01	6,308,730.02	1,962,504.01
	482,998.56	1,779,370.55	482,998.56
	2,670,392.05	8,235,100.57	2,670,392.05

	56,449,068.76	62,132,444.40
	-2,062,363.45	1,304,858.97
	54,386,705.31	63,437,303.37

		191,423,937.75
/		28,713,590.66
		-21,466,780.53
		6,878,067.67
		22,771,802.68
		17,490,024.83
		54,386,705.31

	43,722,723.00	68,717,237.74
	4,472,422.23	3,127,799.21
	29,749,943.08	7,293,701.09
	77,945,088.31	79,138,738.04

	841,812.32	1,030,647.70
	2,670,392.05	8,024,006.34
	2,271,470,041.70	1,838,837,411.42
	24,759,730.16	27,219,069.87
	2,299,741,976.23	1,875,111,135.33

	236,980.15	
	236,980.15	

--	--	--

	74,310,026.66	39,018,996.60
		27,064,511.74
	74,310,026.66	66,083,508.34

--	--	--

2019

	66,897,599.17	45,344,105.03
		33,325,859.06
	66,897,599.17	78,669,964.09

1	--	--
	137,	

	186,353,367.36	154,477,419.28
2	--	--
3	--	--
	465,559,165.47	664,807,260.14
	664,807,260.14	580,931,739.54
	-199,248,094.67	83,875,520.60

	--
	--
	--

	--
	--
	--

	465,559,165.47	664,807,260.14
	437,733.06	141,589.92
	465,121,432.41	664,665,670.22
	465,559,165.47	664,807,260.14

	32,369,011.07	
	164,578,604.85	
	208,294,120.40	
	7,796,848.23	
	413,038,584.55	--

1

2

2

3

2


7,796,848.23

	--	--	
	3.42	6.9762	23.86
	--	--	

2019

	--	--	

	365,000.00		782,500.00
	980,100.00		888,133.32
	500,000.00		320,000.00
	6,800,000.00		6,800,000.00
2019	50,000.00		50,000.00
	80,000.00		13,793.10
	200,000.00		100,000.00



00606V16

2019

	650,000.00		650,000.00
2018	1,620,000.00		1,620,000.00
	1,700,000.00		1,700,000.00
	250,000.00		250,000.00
	37,804,770.90		37,804,770.90
2019	1,000,000.00		1,000,000.00
2019	900,000.00		900,000.00
	480,000.00		480,000.00
	1,000,000.00		1,000,000.00
	500,000.00		500,000.00
[2018]292 2019	1,650,000.00		1,650,000.00

--	--	--	--	--	--	--	--	--

2019

	2019 12 23	7,000,000. 00	100.00%		2019 12 23		4,361,128. 70	-1,672,942. 50

23 100.00% 7,000,000.00 2019 12

--	7,000,000.00
	7,000,000.00
	6,511,616.73
/	488,383.27

	14,971,490.80	14,971,490.80
	218,607.70	218,607.70
	2,888,316.29	2,888,316.29
	2,729,260.86	2,729,260.86
	6,412,812.97	6,412,812.97
	917,851.00	917,851.00
	8,459,874.07	8,459,874.07
	7,478,764.50	7,478,764.50
	6,511,616.73	6,511,616.73
	6,511,616.73	6,511,616.73

--	--	--	--	--	--	--	--	--

--	--

	1,800,000.00	100.00%	2019 10 31			0.00%	0.00	0.00	0.00	0.00		0.00

1

	472,435.58	-27,564.42
	7,154.72	-10,418.33
	6,511,616.73	



				100.00%		
				100.00%		
				51.00%		
				100.00%		
				100.00%		
				100.00%		
				100.00%		
				100.00%		
				100.00%		
				100.00%		
				60.00%		
				51.00%		
				100.00%		
				100.00%		
				100.00%		

2019

				100.00%		
				100.00%		
				100.00%		
				98.61%		
				100.00%		
				100.00%		
				100.00%		
				100.00%		
				70.00%		
				100.00%		

	1.39%	-241,484.00		187,261.71
	40.00%	-4,301,004.81		-36,349,508.80
	49.00%	-33,158.25		17,203,947.10
	49.00%	-121,702.41		-1,300,182.04
	49.00%	-4,065,580.88		13,111,440.43

	40.00%			
	30.00%	3,328,605.20		4,808,145.90

	90,126,561.29	90,525,963.13	180,652,524.42	151,965,593.98	15,214,864.76	167,180,458.74	95,380,070.43	89,491,742.87	184,871,813.30	138,142,752.44	15,446,745.09	153,589,497.53
	89,015,862.41	1,273,723.38	90,289,585.79	181,163,357.80		181,163,357.80	98,557,517.23	1,890,135.63	100,447,652.86	178,567,526.94		178,567,526.94
	117,522,421.12	1,631,655.30	119,154,076.42	84,043,980.30		84,043,980.30	110,464,004.27	1,292,124.29	111,756,128.56	76,162,190.50		76,162,190.50
	4,420.95	10,666,660.49	10,671,081.44	13,324,514.18		13,324,514.18	4,722.18	11,168,687.57	11,173,409.75	13,578,470.22		13,578,470.22
	6,095,284.64	20,933,944.46	27,029,229.10	57,513,500.00	500.00	557,513.94	1,064,916.77	24,392,742.86	25,457,659.63	8,148,840.63	450.00	8,598,840.63
	3,678,082.71	36,265.32	3,714,348.03	457,952.55		457,952.55	5,485,930.96	43,093.20	5,529,024.16	2,008,926.64		2,008,926.64
	425,502,329.53	5,805,448.23	431,307,777.76	415,280,624.76		415,280,624.76	358,223,405.87	4,561,970.00	362,785,375.87	332,299,336.24		332,299,336.24

	54,509,206.12	-17,372,949.66	-17,372,949.66	10,588,763.28	68,973,722.32	1,972,238.77	1,972,238.77	-5,944,970.07
		-10,752,51	-10,752,51	-1,394,356.	33,136,360	-17,175,61	-17,175,61	-10,364,04

2019

		2.03	2.03	89	.03	6.42	6.42	6.84
	272,922,377.14	-67,669.89	-67,669.89	734,135.55	257,727,380.66	1,276,957.93	1,276,957.93	712,434.91
	285,714.30	-248,372.27	-248,372.27	-301.23	285,714.29	-487,854.95	-487,854.95	3,307.17
	188,679.24	-8,297,103.84	-8,297,103.84	1,178,804.37		-8,166,686.63	-8,166,686.63	-782,831.35
	-317,031.93	-257,354.40	-257,354.40	-37,040.89	2,274,896.73	-926,731.74	-926,731.74	-461,680.62
	930,660,848.83	11,095,350.67	11,095,350.67	2,538,226.96	867,784,684.57	23,097,675.32	23,097,675.32	83,973,138.22

--	--

--	--	--	--	--	--

20%

20%

	/	/

	/	/

	/	/
	--	--
	--	--
	--	--
	--	--

--	--	--	--

				/
--	--	--	--	---

--	--	--	--	--	--

(

	--	--	--	--
2.	20,000,000.00			20,000,000.00
1	20,000,000.00			20,000,000.00
	3,747,559.14			3,747,559.14
	--	--	--	--

			10000	39.28%	39.28%

--	--

/

		17,985,647.82	40,000,000.00		17,049,229.53

2019

		4,255,489.43	25,000,000.00		15,476,085.67
		1,008,456.05	1,000,000.00		136,382.76
		6,125,888.09	15,000,000.00		239,449.77
		11,650,000.00	51,000,000.00		
					471,698.11
		29,300.00			
		6,827.20			
		237,750.00	1,000,000.00		677,672.41

/

		423,572.00	2,319,223.88
		106,927.00	203,143.10
		4,310.02	9,642.24
		866.00	6,866.04
			4,528.30
		144,205.05	
		3,978.00	
		6,693.40	
		420.00	



2019




/



/

/



/

/



276

2019

	42,500,000.00	2019 03 21	2020 03 20	
	10,564,500.00	2019 11 29	2020 05 28	
	12,125,000.00	2019 07 24	2020 01 24	
	200,000,000.00	2019 11 07	2020 11 07	
	70,000,000.00	2019 12 24	2020 12 24	

20,000.00

7,000.00

--	--	--	--

		5,114,300.00	5,718,145.35

		1,245,013.84	500,286.18	2,076,116.54	216,841.71
		450,342.80	152,317.22	343,415.80	33,969.94
		13,234.00	3,112.03	11,472.99	688.05
		13,380.00	8,021.71	13,380.00	1,756.00
		7,168.00	1,692.92	7,028.00	351.40
		3,250.00	89.89		
		13,112.92	567.24		
		3,910.40	160.98		
		70,000.00		387,495.01	
		768,161.60		651,489.67	
		5,562.29			
		82,032.60		111,332.60	
		161,473.76	146,535.55	161,473.76	144,123.83

2019

		33,117.50	17,577.75	33,117.50	7,895.25
		132,302.09	39,454.09	120,643.09	12,849.53

		1,671,702.07	694,563.34
		135,991.36	130,000.00
		30,684.20	16,044.00
		449,923.32	288,743.51
		420,536.12	404,074.16
		100,598.97	99,951.01
			6,750.00
			1,365.00
		2,115.00	
		123,343.52	300,385.72
		589,397.84	184,153.01
		31,645.20	31,645.20
		220,390.00	496,714.90
		291,170.11	291,170.11
		200,000.00	

2013 12 27

1797
2014 10

1320

2013

50
2014

97

462

2019

--	--	--	--

	51,374,733.00
	51,374,733.00

1b € >> >

--	--	--	--	--	--	--

3

3

	4,716,910,078.23	247,387,305.49	54,029,227.90	-619,573,007.82	4,398,753,603.80
	1,831,880,306.86	229,679,276.76	51,403,961.36	-564,054,047.61	1,548,909,497.37
	10,543,653,731.14	1,236,283,441.80	80,586,353.55	-4,945,261,780.60	6,915,261,745.89
	3,816,602,893.88	1,116,077,156.08	130,761,938.45	-3,589,302,858.06	1,474,139,130.35

	309,198,728.91	100.00%	41,906,170.71		267,292,558.20	335,388,301.29	100.00%	55,160,663.63		280,227,637.66
	217,026,249.15	70.19%	41,906,170.71	19.31%	175,120,078.44	261,870,957.67	78.08%	55,160,663.63	21.06%	206,710,294.04
	92,172,479.76	29.81%			92,172,479.76	73,517,343.62	21.92%			73,517,343.62
	309,198,728.91	100.00%	41,906,170.71		267,292,558.20	335,388,301.29	100.00%	55,160,663.63		280,227,637.66

41,906,170.71

--	--	--	--	--	--	--	--	--	--	--

2019

	217,026,249.15	41,906,170.71	19.31%
	217,026,249.15	41,906,170.71	--

2019

	(%)		
1 (1)	2.77	173,244,814.44	4,791,782.39
1 2 (2)	19.59	1,473,580.23	288,663.38
2 3 (3)	48.10	8,489,968.82	4,083,945.98
3 4 (4)	67.63	796,881.37	538,906.14
4 5 (5)	72.79	3,006,654.16	2,188,522.69
5	100.00	30,014,350.13	30,014,350.13
		217,026,249.15	41,906,170.71

1 1	212,201,318.67
1 2	13,125,593.38
2 3	15,937,530.39
3	67,934,286.47
3 4	34,913,282.18
4 5	3,006,654.16
5	30,014,350.13

	309,198,728.91
--	----------------

	55,160,663.63		13,254,492.92			41,906,170.71
	55,160,663.63		13,254,492.92			41,906,170.71

--	--	--

13, 254, 492. 92

--	--

--	--	--	--	--	--

	86,709,813.75	28.05%	
	9,328,164.72	3.02%	258,007.93
	8,393,504.02	2.71%	232,156.12
	6,963,920.87	2.25%	93,302.25
	6,896,810.66	2.23%	190,759.05
	118,292,214.02	38.26%	

2019

5% 5%

	1,409,429,563.76	1,266,013,057.15
	1,409,429,563.76	1,266,013,057.15

--	--	--

--	--	--	--	--

()		
-----	--	--

()				
-----	--	--	--	--

2019

--	--	--	--	--

--	--

1	1	19,703,688.46
1	2	9,598,904.12
2	3	1,495,482.06
3		3,413,941.64
3	4	371,664.40
4	5	144,672.79
5		2,897,604.45
		34,212,016.28

	8,122,892.28		276,938.00			7,845,954.23
	8,122,892.28		276,938.00			7,845,954.23

--	--	--

--	--

--	--	--	--	--	--

--	--	--	--	--	--

		368,286,656.64	2		25.99%
		259,686,898.95	2		18.32%
		240,080,801.99	5	5	16.94%
		119,986,717.02	4		8.47%
		109,149,789.01	5	5	7.70%
	--	1,097,190,863.61	--		

--	--	--	--	--

	3,677,329,583. 92	58,345,246.27	3,618,984,337. 65	3,652,419,583. 92	58,345,246.27	3,594,074,337. 65
	3,677,329,583. 92	58,345,246.27	3,618,984,337. 65	3,652,419,583. 92	58,345,246.27	3,594,074,337. 65

				(
--	--	--	--	---

2019

	())
	480,129,764.	480,129,764.
	64	64
	100,500,000.	100,500,000.
	00	00
	0.00	0.00 4,780,152.89
	15,544,578.7	15,544,578.7
	1	1
	0.00	0.00 18,765,093.3
	0.00	0.00 8
	0.00	0.00 1,000,000.00
	120,000,000.	120,000,000.
	00	00
	0.00 [REDACTED]	0.00 1,000,000.00

00

[REDACTED]

2019



2019

	328,618.68	
	-15,606,816.11	
	16,221,065.11	
	-18,021,127.35	
	15,831,549.92	--

1

1

		/	/
	2.63%	0.1382	0.1382
	2.34%	0.1235	0.1235

2019

2019