

山西振东制药股份有限公司




2023年半年度报告

Shanxi Zhendong Pharmaceutical Co., Ltd. annual
report in 2023


财务报告 经营报告 投资者关系

达霏欣

01

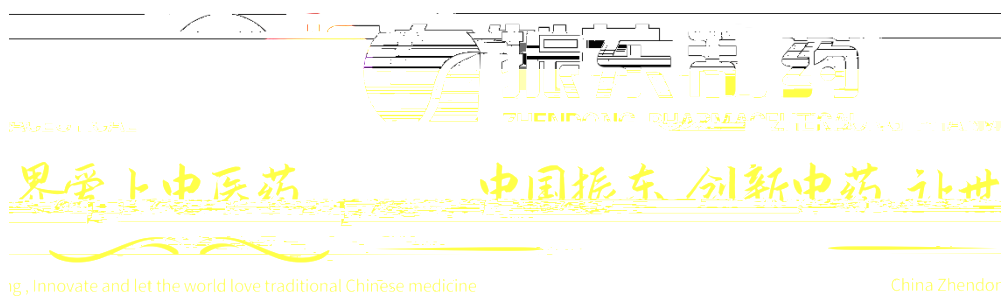


02



2023

2023-055



)

(

“

” “

”



| | |
|-------|----|
| | 2 |
| | 6 |
| | 9 |
| | 24 |
| | 26 |
| | 32 |
| | 42 |
| | 47 |
| | 48 |
| | 49 |

2023

| | | |
|-----|--|--|
| | | |
| | | |
| | | |
| | | |
| | | |
| | | |
| | | |
| | | |
| | | |
| | | |
| | | |
| | | |
| | | |
| | | |
| | | |
| | | |
| | | |
| | | |
| | | |
| | | |
| | | |
| | | |
| | | |
| | | |
| | | |
| | | |
| | | |
| | | |
| | | |
| | | |
| | | |
| | | |
| | | |
| | | |
| | | |
| | | |
| | | |
| | | |
| | | |
| | | |
| GMP | | |



| | | | |
|--|--|--|--------|
| | | | 300158 |
| | | | |
| | | | |
| | | | |
| | | Shanxi Zhendong Pharmaceutical Co.,Ltd | |
| | | Zhendong Pharmacy | |
| | | | |

| | | |
|--|--------------|--|
| | | |
| | | |
| | | |
| | 0355-8096012 | |
| | 0355-8096018 | |
| | zqb@zajt.com | |

1

2022

2

2022

3

2022

| | | | |
|---|------------------|------------------|----------|
| | -107,792,905.41 | -20,670,513.89 | -421.48% |
| / | 0.0142 | 0.0240 | -40.83% |
| / | 0.0142 | 0.0240 | -40.83% |
| | 0.28% | 0.32% | -0.04% |
| | 6,200,999,812.06 | 6,550,914,912.15 | -5.34% |
| | 5,237,360,643.38 | 5,254,153,964.09 | -0.32% |

—

0



| | | |
|--|---------------|--|
| | | |
| | 1,128,069.77 | |
| | 16,934,567.39 | |
| | 4,407,028.65 | |
| | 13,856.64 | |
| | 28,100,050.46 | |

1 —

1 —



“ - - - ” 2022
6785 2023 7789

65.2% Mob 2.5 1.63
0.88 34.8% 84% 20
30 2025 563 2021
2022 234
“ ” “ ”
”

2022 2021 64 2023
2022 TOP100 52 2022-2023
“ ” 2022 “
” 2022

432 11 237 2021 576
12 54.86%

| | | | |
|--|--|--|---|
| | | | / |
| | | | |



/

LHRH

1

mCRPC

2

mHSPC

3

1

4

2

-

1

2

3

4

(



3

“ ”

4

”

“

5

“ + + + ”

2023

1,454.24

193,288.88
40.99%

12.01%

49.52%

2023

2022 5

27.74

1.25

4 — “ ”

10%

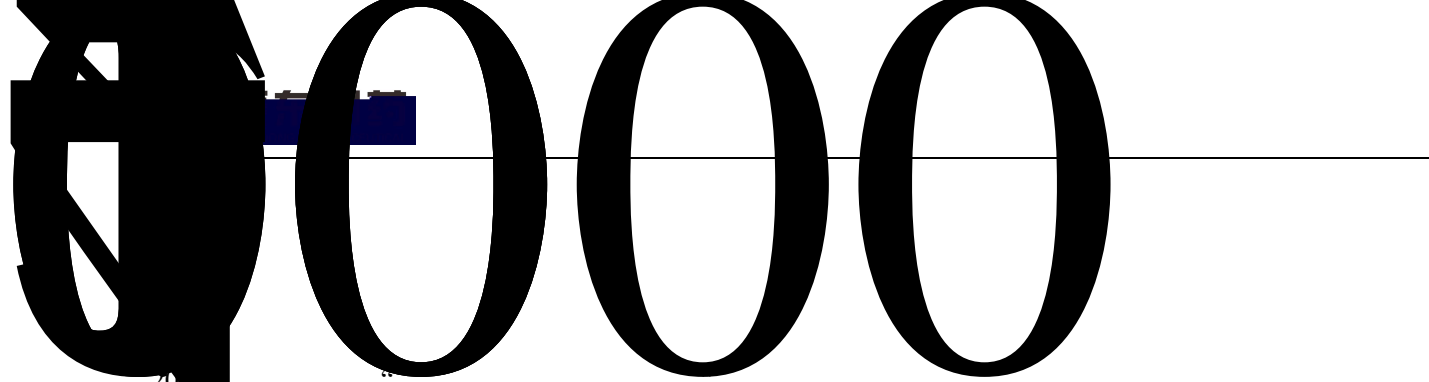
| | | | | |
|--|---|---------------------|---|--|
| | / | | | |
| | | 1997.7.16-2017.7.16 | 2 | |
| | | | 4 | |

| | | | | | | | |
|---|---|--|-------------|------|---|--|--|
| | / | | | | / | | |
| 1 | | | 0.25g*120 / | 1550 | 0 | | |



| | | | | | | | |
|---|---|--|-------------|------|-------|--|--|
| | / | | | | / | | |
| 2 | | | 0.25g*120 / | 1550 | 0.636 | | |
| 3 | | | 0.25g*120 / | 1550 | 3.312 | | |
| 4 | | | 0.25g*120 / | 1550 | 0.12 | | |
| 5 | | | 40mg*1 / | 2.21 | 0.6 | | |
| 6 | | | 40mg*1 / | 2.21 | | | |
| 7 | | | 0.5g*10 / | 101 | 178 | | |

| | | | | | |
|----|--|---|---|--|---|
| | | | | | |
| 1 | | 3 | | | |
| 2 | | 3 | | | |
| 3 | | 3 | | | |
| 4 | | 3 | | | |
| 5 | | 3 | | | |
| 6 | | 3 | | | |
| 7 | | 3 | | | |
| 8 | | | | | |
| 9 | | | | | |
| 10 | | | / | | |
| 11 | | | / | | I |
| 12 | | | / | | I |



2023

2006

2021

2002

30

300

2

-

“

”

2004



“ ”

“ ”

“ ”

6

2022

“ ”

“ ”

| | | | | |
|--|------------------|-------------------|----------|--|
| | | | | |
| | 1,932,888,842.05 | 1,725,633,992.62 | 12.01% | |
| | 982,899,322.05 | 855,987,020.70 | 14.83% | |
| | 715,645,260.43 | 665,480,714.30 | 7.54% | |
| | 122,550,337.59 | 120,858,656.71 | 1.40% | |
| | -6,699,941.43 | 9,209,850.64 | -172.75% | |
| | 17,280,721.86 | 32,842,318.07 | -47.38% | |
| | 94,151,188.66 | 100,117,716.49 | -5.96% | |
| | -107,792,905.41 | -20,670,513.89 | -421.48% | |
| | 428,110,096.93 | 2,557,421,944.26 | -83.26% | |
| | -156,697,552.37 | -2,415,458,255.66 | 93.51% | |
| | 163,619,639.15 | 121,293,174.71 | 34.90% | |

10%

| | | | | | | |
|--|--|--|--|--|--|--|
| | | | | | | |
|--|--|--|--|--|--|--|



| | 829,413,937.08 | 459,777,326.16 | 44.57% | 20.25% | 40.78% | -8.08% |
|--|------------------|----------------|--------|--------|--------|--------|
| | 1,090,207,758.14 | 513,353,863.54 | 52.91% | 8.63% | 1.24% | 3.44% |

| | | | | |
|--|----------------|---------|--|--|
| | 16,934,567.39 | 57.42% | | |
| | 4,663,843.67 | 15.81% | | |
| | -10,858,154.25 | -36.82% | | |
| | 1,647,408.38 | 5.59% | | |
| | 739,515.24 | 2.51% | | |
| | 28,158,427.79 | 95.48% | | |
| | -22,035,634.53 | -74.72% | | |

1

| | 885,235,637.16 | 14.28% | 720,266,919.95 | 10.99% | 3.29% | |
|--|------------------|--------|------------------|--------|--------|--|
| | 637,886,203.70 | 10.29% | 705,224,180.02 | 10.77% | -0.48% | |
| | | 0.00% | 0.00 | 0.00% | 0.00% | |
| | 1,134,495,091.75 | 18.30% | 1,074,458,576.25 | 16.40% | 1.90% | |
| | 16,053,361.12 | 0.26% | 0.00 | 0.00% | 0.26% | |
| | | 0.00% | 0.00 | 0.00% | 0.00% | |
| | 941,891,538.14 | 15.19% | 983,694,390.85 | 15.02% | 0.17% | |
| | 35,837,040.40 | 0.58% | 24,210,450.69 | 0.37% | 0.21% | |
| | 2,835,856.44 | 0.05% | 1,163,063.49 | 0.02% | 0.03% | |
| | | 0.00% | 20,478,590.19 | 0.31% | -0.31% | |
| | 86,760,752.84 | 1.40% | 147,587,680.36 | 2.25% | -0.85% | |
| | | 0.00% | 0.00 | 0.00% | 0.00% | |
| | 1,880,481.43 | 0.03% | 1,080,908.22 | 0.02% | 0.01% | |



| | | | | | | |
|--|----------------------|--------|----------------------|--------|--------|--|
| | 1,545,203,737. 03 | 24.92% | 2,019,276,065. 22 | 30.82% | -5.90% | |
|--|----------------------|--------|----------------------|--------|--------|--|

2



3



| 1. | 2,019,276,065.22 | 4,663,843.67 | | | | 478,736,171.86 | | 1,545,203,737.03 |
|----|------------------|--------------|---------------|---|---------------|----------------|------|------------------|
| 4. | 58,341,497.78 | | 32,803,689.78 | - | 10,000,000.00 | | | 36,943,869.36 |
| | 2,077,617,563.00 | 4,663,843.67 | 32,803,689.78 | - | 10,000,000.00 | 478,736,171.86 | | 1,582,147,606.39 |
| | 0.00 | | | | | | 0.00 | 0.00 |



4



2

3

“

2”

“

2”

1

| | | |
|---------------|------|---------|
| | | |
| 10,000,000.00 | 0.00 | 100.00% |

2

3

4

| | | | | | | | | | |
|--|----------------------|------------------|------------------------|-------------------|--------------------|------|------|----------------------|----|
| | | | | | | | | | |
| | 58,341,49 7.78 | | - 32,803,68 9.78 | 10,000,00 0.00 | | | | 36,943,86 9.36 | |
| | 2,019,276 ,065.22 | 4,663,843 .67 | | | 478,736,1 71.86 | | | 1,545,203 ,737.03 | |
| | 2,077,617 ,563.00 | 4,663,843 .67 | - 32,803,68 9.78 | 10,000,00 0.00 | 478,736,1 71.86 | 0.00 | 0.00 | 1,582,147 ,606.39 | -- |

5

6

1



| | | | | | |
|--|--|------------|------------|---|---|
| | | | | | |
| | | 96,214.73 | 38,629.79 | 0 | 0 |
| | | 56,412 | 37,200 | 0 | 0 |
| | | 95,400 | 63,000 | 0 | 0 |
| | | 35,624.2 | 15,224.2 | 0 | 0 |
| | | 283,650.93 | 154,053.99 | 0 | 0 |

| | | | | | | | | | | | | | | | | | | | |
|--|--|--|-----------|--|----------|----------|--|--|-------|----------|---|--|--|--|--|--|--|--|--|
| | | | | | | | | | | | | | | | | | | | |
| | | | 24,000 | | 20230607 | 20230705 | | | 4.20% | 77.33 | 0 | | | | | | | | |
| | | | 15,000 | | 20230523 | 20230824 | | | 3.20% | 122.3 | 0 | | | | | | | | |
| | | | 12,000 | | 20230607 | 20230705 | | | 4.20% | 38.66 | 0 | | | | | | | | |
| | | | 10,804.61 | | 20211126 | 20231218 | | | 5.50% | 1,133.15 | 0 | | | | | | | | |
| | | | 10,000 | | 20230101 | 20230311 | | | 5.50% | | 0 | | | | | | | | |



| | | | | | | | | | | | | | | | | |
|--|--|--|-------------------|----|----|----|----|----|----|--------------|---|----|--|----|----|----|
| | | | | | 10 | 30 | | | | | | | | | | |
| | | | 71,8 04.6 1 | -- | -- | -- | -- | -- | -- | 1,37 1.44 | 0 | -- | | -- | -- | -- |

2

3

1

2



10%

| | | | | | | | | |
|--|--|--|-----------|------------------|----------------|----------------|---------------|---------------|
| | | | | | | | | |
| | | | 10000000 | 650,510,675.37 | 324,946,698.15 | 911,490,795.33 | 69,272,482.21 | 58,245,383.90 |
| | | | 170000000 | 534,383,203.22 | 184,850,238.24 | 133,185,708.10 | 45,243,383.07 | 45,214,213.80 |
| | | | 200000000 | 307,045,609.80 | 84,412,498.16 | 232,936,886.99 | 2,656,792.16 | 2,520,921.50 |
| | | | 167500000 | 1,365,509,415.10 | 33,126,938.12 | 350,446,707.69 | 20,713,879.53 | 19,125,455.17 |
| | | | 395000000 | 922,614,878.96 | 671,121,875.91 | 395,242,146.46 | -4,094,661.88 | -9,280,877.62 |



1

“ “ ”

2

“ ” “ ”

3

GMP

“ ”

“ ”

4

“ ”

” “

| 2023 05 05 | | | | | | 2023 5 5 |
|---------------|---|--|--|--|--|--------------|
| 2023 05 11 | . | | | | | 2023 5 16 |



1

| 2023 | | 30.63% | 2023 04 14 | 2023 04 14 | 1 2 |
|------|--|--------|------------|------------|--|
| 2022 | | 34.20% | 2023 05 16 | 2023 05 16 | 1 2022 2 2022 3 <2022 > 4 2022 5 2022 6 2023 7 2022 8 < > |
| 2023 | | 33.87% | 2023 06 15 | 2023 06 15 | 1 2 < > 3 < > 4 |



| | | | | | |
|--|--|--|--|--|--|
| | | | | | |
|--|--|--|--|--|--|

2

| | | | 2023 04 14 | |
|--|--|--|------------|--|
| | | | 2023 04 14 | |
| | | | 2023 04 14 | |
| | | | 2023 05 15 | |
| | | | 2023 05 29 | |
| | | | 2023 06 15 | |
| | | | 2023 06 15 | |



DB 14/1929-2019
GB 21904-2008
GB/T 31962-2015

GB37823-2019
GB12348-2008

1

“ ”

91140700602052641X001P

2

3

4

91140200602165291J001P

“ ”

91140400729655415C001P

| | | | | | | / | | | | |
|--|--|------|--|---|--|-----------------------------|--|---------|----------|--|
| | | COD | | 1 | | COD 40 0mg/L | | 6.083t | 12t/a | |
| | | | | 1 | | 45mg/ L | | 0.226t | 18.07t/a | |
| | | VOCs | | 4 | | VOC 60 mg/m ³ | | 0.0852t | 13.99t/a | |



| | | | | | | / | | | | |
|--|--|-------------------------|--|---|-------|-----------------------------|---|-----------------------------|---------------|--|
| | | | | | | | (GB 37823— 2019 | | | |
| | | | | 1 | DW001 | / | / | 41222.6 49m ³ | | |
| | | | | 1 | DA004 | 24.857m g/m ³ | GB3782 3-2019, DB14/1 929- 2019, GB1455 4-93, GB1629 7-1996 | 0.53845t | 5.17902 9t | |
| | | | | 1 | DW001 | 15.961m g/L | GB2190 8-2008 | 1.09505t | 5.61471 5t | |
| | | NH ₃ - N) | | 1 | DW001 | 0.651mg /L | GB2190 | 0.03679 5t | / | |



| | | | | | | / | | | | |
|--|--|-----|--|---|-------------------------|--|--|-----------------------------|-------|---|
| | | | | | | | 8-2008 | | | |
| | | P | | 1 | DW001 | 0.09mg/L | GB2190 8-2008 | 0.00595 1t | / | |
| | | N | | 1 | DW001 | 6.169mg/L | GB2190 8-2008 | 0.41629t | / | |
| | | PH | | 1 | DW001 | / | GB 21904- 2008 6-9 | / | | |
| | | | | 2 | DA008 DA009 | 34.8mg/ Nm ³ 35mg/N m ³ | DB14 /1929- 2019 50mg/N m ³ | 0.9889t | 3.42 | / |
| | | | | 2 | DA008 DA009 | 0mg/Nm ³ | DB14 /1929- 2019 35mg/N m ³ | 0 | | |
| | | VOC | | 3 | DA006 DA007 DA010 | 21.38/N m ³ 14.19/N m ³ 5.48/Nm ³ | GB3782 3-2019 60mg/N m ³ | 2.240t | 17.71 | / |
| | | | | 1 | DW003 | / | / | 38962.2 45m ³ | | |
| | | | | 1 | DW003 | 50mg/l | GB 21904- 2008 100mg/L | 0.3404t | 3.71 | / |
| | | | | 1 | DW003 | 2mg/Nm | GB | 0.183t | 0.52 | / |



| | | NH3-N | | | | 3 | 21904-2008 20mg/L | | | |
|--|--|-------|--|---|-------|----------------------------|---------------------------------|--------|--|--|
| | | BOD5 | | 1 | DW003 | 4.7mg/N m ³ | GB 21904- 2008 20mg/L | 0.340t | | |
| | | P | | 1 | DW003 | 0.76mg/ Nm ³ | GB 21904- 2008 1.0mg/L | 0.032t | | |
| | | N | | 1 | DW003 | 6.16mg/ Nm ³ | GB 21904- 2008 30mg/L | 0.3t | | |
| | | PH | | 1 | DW003 | / | GB 21904- 2008 6-9 | / | | |

1

1

500m³/
GB21904-2008

1

1400m³/ “ + ”
GB/T31962-2015

2

980m³/
GB21908-2008

2

1 6 / 1 10 /

DB14/1929-2019

1 20 /

DB14/1929-2019

1 20 /



3

GB12348-2008 2

4

1

1

“

”

2

5

GB37823—2019

1

2022 5 9

2

1

COD

PH

3

1

COD

()





| | | | | | | | | | | |
|------|---|------|------|-------|------|-----|---|-------|------|------|
| | “ | ” | 25 | ”“ | ” | “ | ” | 22 | “ | 2021 |
| “ | | | | | | | | | | |
| | | | 30 | | | | | | | |
| | 2 | | | | | | | | | |
| | | 2013 | | | | | | — | | |
| 2020 | | | | | | 3.5 | | 4300 | | |
| 2021 | | | 76 | 10711 | | | | 3500 | 2022 | |
| | | | 4.06 | | 9022 | | | 4700 | | |
| | | | | | | | | | | |
| | 3 | | | | | | | | | |
| | | | | | | | | | | |
| | | 2020 | | | | | | | 2021 | |
| 7 | | | | | | | | 460 | | |
| 120 | | 10 | | | | | | 7 | | |
| | | 1420 | 2022 | | | | | | 25 | |





“ ”

“ ”

| () | | | () | () | () | | |
|--------------|-------|--|-----|-----|-----|--|--|
| 2021 7 24 | | | | | | | |
| 2106 | 2,106 | | | | | | |

| / | | | | | | |
|---|--|----------|--|----------|---------------|----------|
| | | 20170404 | | 20170404 | 2018 04 13 | 2018-028 |



| | | | | | | |
|--|--|--|--|--------------------|--|--|
| | | | | 20170404 134764 | | |
| | | | | 121,889.6 | | |
| | | | | 234,656.7 | | |
| | | | | 2 | | |
| | | | | 469,313.4 | | |
| | | | | 591,203 | | |



1


2

3

- R p CS



| | | | | | | | | | | | | 25 | |
|--|--|--|--|--|--|--------|---------|-------|--|--|--|------------------|--|
| | | | | | | 629.18 | 0.76% | 700 | | | | 2023 04 25 | |
| | | | | | | 3.25 | 0.01% | 450 | | | | 2023 04 25 | |
| | | | | | | 827.65 | 100.00% | 3,000 | | | | 2023 04 25 | |
| | | | | | | 946.74 | 44.08% | 2,000 | | | | 2023 04 25 | |
| | | | | | | 51.5 | 0.01% | 200 | | | | 2023 04 25 | |
| | | | | | | 238.74 | 0.23% | 0 | | | | 2023 04 25 | |



| | | | |
|-------|-------|-----|------|
| 477.0 | | | 2023 |
| 2 | 7.45% | 800 | 04 |
| | | | 25 |

| | | | |
|--------|-------|-------|------|
| 2,334. | | | 2023 |
| 12 | 5.04% | 10,00 | 04 |
| | | 0 | 25 |

| | | | |
|-------|-------|---|--|
| 16.17 | 0.01% | 0 | |
|-------|-------|---|--|



| | | | | | | | | | | | | | | |
|--|--|--|--|--|--|--|--|--|--|--|--|--|--|--|
| | | | | | | | | | | | | | | |
| | | | | | | | | | | | | | | |

2

3

4

| | | | | | | | | | | |
|--|--|--|--|-----|---|-----|-------|------|---|--|
| | | | | | | | | | | |
| | | | | 251 | 0 | 251 | 3.65% | 2.44 | 0 | |
| | | | | | | | | | | |

| | | | | | | | | | |
|--|--|--|--|--|--|--|--|--|--|
| | | | | | | | | | |
|--|--|--|--|--|--|--|--|--|--|

5

6

7



| | | |
|------|-------|--|
| 2023 | | |
| 01 | | |
| 01 | 7,560 | |
| 2023 | | |
| 01 | 2,283 | |
| 02 | .39 | |
| 2023 | | |
| 01 | 2,082 | |
| 02 | .24 | |
| 2023 | | |
| 01 | 4,575 | |
| 04 | | |
| 2023 | | |
| 01 | 729 | |
| 04 | | |
| 2023 | | |
| 02 | 800 | |
| 20 | | |
| 2023 | | |
| 02 | 1,849 | |
| 21 | .77 | |
| 2023 | | |
| 05 | | |
| 09 | | |



| | | | 2023 05 12 | | | | | | 1,600 | | | | | |
|--|--|--|------------------|--|--|--|--|--|-------|--|--|--|--|--|
| | | | 2023 02 08 | | | | | | 735 | | | | | |
| | | | 2023 04 18 | | | | | | 735 | | | | | |
| | | | 2023 01 15 | | | | | | 780 | | | | | |
| | | | 2022 09 13 | | | | | | 1,806 | | | | | |
| | | | 2022 07 11 | | | | | | 966 | | | | | |



| | | | 2023 01 06 | | | | | | 977 | | | | | |
|--|--|--|------------------|--|--|--|--|--|-----|--|--|--|--|--|
| | | | 2023 04 25 | | | | | | 651 | | | | | |



| | | | | | | | | | |
|--|---------------|---------|--|--|--|--|--|---------------|---------|
| | | | | | | | | | |
| | 1,027,494,660 | 100.00% | | | | | | 1,027,494,660 | 100.00% |

2

| | 1,737,204 | 0.00 | 0.00 | 1,737,204 | | 25% |
|--|-----------|-----------|------|-----------|--|-----|
| | 633,792 | 0.00 | 0.00 | 633,792 | | 25% |
| | 578,964 | 0.00 | 0.00 | 578,964 | | 25% |
| | 338,925 | 75,000.00 | 0.00 | 263,925 | | 25% |
| | 109,875 | 0.00 | 0.00 | 109,875 | | 25% |



| | | | | | | |
|--|-----------|--------|------|-----------|----|-----|
| | 37,650 | 0.00 | 0.00 | 37,650 | | 25% |
| | 3,436,410 | 75,000 | 0 | 3,361,410 | -- | -- |

| | | | | | | | | |
|----------|--|--------|-------------|------------|------|-------------|--|-------------|
| | | 68,299 | | 8 | | 0 | | 0 |
| | | 5% | | | 10 | | | |
| | | | | | | | | |
| | | 29.41% | 302,230,191 | 0.00 | 0.00 | 302,230,191 | | 133,010,000 |
| 1 FOF | | 5.00% | 51,364,735 | -10,000 | 0.00 | 51,364,735 | | |
| 45 | | | | | | | | |
| | | 2.71% | 27,853,358 | 93,600 | 0.00 | 27,853,358 | | 14,920,000 |
| | | 1.65% | 16,961,849 | 16,961,849 | 0.00 | 16,961,849 | | |



| | | | | | |
|-------|------------|-----------------|------|------------|-----------|
| 1.09% | 11,206,588 | 11,206,588 | 0.00 | 11,206,588 | |
| 0.91% | 9,389,400 | 30,300 | 0.00 | 9,389,400 | 4,160,000 |
| 0.54% | 5,530,188 | - 15,813,490 | 0.00 | 5,530,188 | |
| 0.38% | 3,952,255 | 3,134,855 | 0.00 | 3,952,255 | |
| 0.36% | 3,732,100 | -1 | | | |

| | | |
|---|-----------|-----------|
| 4 | 505,500 | 3,446,755 |
| | 3,732,000 | 3,952,255 |
| | | 100 |
| | 2,852,700 | 2,852,700 |

10

10

10

10

80%

40



1

2023 06 30

| | 2023 6 30 | 2023 1 1 |
|--|------------------|------------------|
| | | |
| | 885,235,637.16 | 720,266,919.95 |
| | | |
| | 1,545,203,737.03 | 2,019,276,065.22 |
| | | |
| | 157,128,014.19 | 104,076,437.80 |
| | 637,886,203.70 | 705,224,180.02 |
| | | |
| | 138,206,913.53 | 187,223,928.90 |
| | | |
| | | |
| | 48,809,724.65 | 57,441,405.88 |
| | | |
| | | |
| | 1,134,495,091.75 | 1,074,458,576.25 |
| | | |
| | | |
| | 9,697,823.35 | 15,306,474.02 |
| | 4,556,663,145.36 | 4,883,273,988.04 |
| | | |
| | | |



| | 2023 6 30 | 2023 1 1 |
|--|------------------|------------------|
| | | |
| | | 116,130.40 |
| | 36,943,869.36 | 58,341,497.78 |
| | 16,053,361.12 | |
| | 941,891,538.14 | 983,694,390.85 |
| | 35,837,040.40 | 24,210,450.69 |
| | 1,069,501.71 | 1,151,771.07 |
| | | |
| | 2,835,856.44 | 1,163,063.49 |
| | 255,872,614.49 | 258,389,902.20 |
| | 198,197,723.14 | 192,786,741.19 |
| | 40,239,614.18 | 40,239,614.18 |
| | 6,841,955.83 | 8,270,394.01 |
| | 19,987,051.16 | 18,870,064.77 |
| | 88,566,540.73 | 80,406,903.48 |
| | 1,644,336,666.70 | 1,667,640,924.11 |
| | 6,200,999,812.06 | 6,550,914,912.15 |
| | | |
| | | 20,478,590.19 |
| | | |
| | | |
| | | |
| | 37,741,033.66 | 34,177,928.00 |
| | 453,334,622.03 | 470,307,020.63 |
| | | |
| | 86,760,752.84 | 147,587,680.36 |
| | | |
| | | |
| | | |
| | 21,712,444.83 | 28,907,251.56 |
| | 45,905,593.20 | 55,417,992.83 |
| | 215,289,789.38 | 433,462,862.80 |
| | | |
| | | |
| | | |



| | 2023 6 30 | 2023 1 1 |
|--|---------------|------------|
| | 806,573.39 | 314,323.14 |
| | 17,068,575.50 | 18,6< . |



| | 2023 6 30 | 2023 1 1 |
|--|------------------|------------------|
| | 75,376,499.46 | 11,449,125.61 |
| | 350,119,418.12 | 340,806,000.32 |
| | | |
| | 78,717,421.22 | 77,269,799.89 |
| | 2,771,231,734.25 | 2,720,502,471.54 |
| | | |
| | 65,303,471.79 | 53,519,955.16 |
| | | |
| | | |
| | | 1,051,455.89 |
| | 4,602,570,419.46 | 4,659,967,808.00 |
| | | |
| | | |
| | | |
| | 967,830,243.30 | 965,118,159.69 |
| | 24,839,236.47 | 24,852,010.64 |
| | | |
| | | |
| | 245,040,553.08 | 258,192,999.30 |
| | 15,128,546.05 | 8,944,855.67 |
| | | |
| | | |
| | 3,661,865.72 | 4,400,525.32 |
| | 102,317,396.80 | 100,662,756.95 |
| | 175,612,552.18 | 170,571,268.76 |
| | | |
| | 5,018,958.39 | 4,004,923.28 |
| | 36,714,979.24 | 36,122,310.53 |
| | 25,032,898.27 | 22,672,041.56 |
| | 1,601,197,229.50 | 1,595,541,851.70 |
| | 6,203,767,648.96 | 6,255,509,659.70 |
| | | |
| | | 20,478,590.19 |
| | | |
| | | |
| | 73,079,509.51 | 58,484,727.67 |
| | | |



| | 2023 | 2022 |
|--------|------------------|------------------|
| | | |
| | | |
| | 1,921,339,890.75 | 1,758,364,513.07 |
| | 982,899,322.05 | 855,987,020.70 |
| | | |
| | | |
| | | |
| | | |
| | | |
| | | |
| | 18,204,705.40 | 16,790,753.03 |
| | 715,645,260.43 | 665,480,714.30 |
| | 122,550,337.59 | 120,858,656.71 |
| | 88,740,206.71 | 90,037,517.69 |
| | -6,699,941.43 | 9,209,850.64 |
| | 941,615.42 | 9,535,495.48 |
| | 7,911,421.34 | 2,467,850.27 |
| | 28,158,427.79 | 44,048,363.40 |
| “ ” | 16,934,567.39 | 48,245,457.12 |
| | | |
| | | |
| “ ” | | |
| “ ” | | |
| “ ” | 4,663,843.67 | -831,574.00 |
| “ ” | -22,035,634.53 | -660,283.94 |
| “ ” | -10,858,154.25 | -140,969.70 |
| “ ” | 170,147.60 | |
| “ ” | 28,582,148.97 | 57,930,472.43 |
| | 1,647,408.38 | 704,269.16 |
| | 739,515.24 | 2,868,560.76 |
| “ ” | 29,490,042.11 | 55,766,180.83 |
| | 17,280,721.86 | 32,842,318.07 |
| “ ” | 12,209,320.25 | 22,923,862.76 |
| | | |
| 1. “ ” | 12,209,320.25 | 22,923,862.76 |



| | 2023 | 2022 |
|----|----------------|---------------|
| 2. | | |
| 1. | 14,542,410.37 | 24,645,360.27 |
| 2. | -2,333,090.12 | -1,721,497.51 |
| | -31,335,731.08 | 955,837.61 |
| | -31,335,731.08 | 955,837.61 |
| | -31,397,628.42 | -50,890.99 |
| 1. | | |
| 2. | | |
| 3. | -31,397,628.42 | -50,890.99 |
| 4. | | |
| 5. | | |
| | 61,897.34 | 1,006,728.60 |
| 1. | | |
| 2. | | |
| 3. | | |
| 4. | | |
| 5. | | |
| 6. | 61,897.34 | 1,006,728.60 |
| 7. | | |
| | | |
| | -19,126,410.83 | 23,879,700.37 |
| | -16,793,320.71 | 25,601,197.88 |
| | -2,333,090.12 | -1,721,497.51 |
| | | |
| | 0.0142 | 0.0240 |
| | 0.0142 | 0.0240 |

4

| | 2023 | 2022 |
|--|----------------|----------------|
| | 132,610,405.78 | 131,112,671.11 |
| | 37,036,167.42 | 46,215,192.88 |
| | 3,083,569.29 | 2,334,711.99 |



| | 2023 | 2022 |
|-----|----------------|----------------|
| | 28,142,874.73 | 67,057,162.60 |
| | 73,199,973.44 | 72,978,952.45 |
| | 41,145,730.90 | 46,824,483.86 |
| | -5,988,712.28 | 6,582,713.53 |
| | 408,811.93 | 5,830,244.43 |
| | 6,443,915.20 | 1,035,594.31 |
| | 5,203,893.32 | 2,971,791.61 |
| “ ” | 14,167,934.47 | 43,600,722.60 |
| | | |
| | | |
| “ ” | | |
| “ ” | 4,294,635.00 | -831,574.00 |
| “ ” | -6,099,990.54 | 8,365,271.67 |
| “ ” | 1,402,755.16 | |
| “ ” | 170,147.60 | |
| “ ” | -24,869,822.71 | -56,774,334.32 |
| | 59,452.31 | 27.32 |
| | 131,208.30 | 2,681,150.22 |
| “ ” | -24,941,578.70 | -59,455,457.22 |
| | -592,668.71 | 13,837,494.96 |
| “ ” | -24,348,909.99 | -73,292,952.18 |
| “ ” | -24,348,909.99 | -73,292,952.18 |
| “ ” | | |
| | -12,774.17 | -68,336.83 |
| | -12,774.17 | -68,336.83 |
| 1. | | |
| 2. | | |
| 3. | -12,774.17 | -68,336.83 |
| 4. | | |
| 5. | | |
| | | |
| 1. | | |



| | 2023 | 2022 |
|----|----------------|----------------|
| 2. | | |
| 3. | | |
| 4. | | |
| 5. | | |
| 6. | | |
| 7. | | |
| | -24,361,684.16 | -73,361,289.01 |
| | | |
| | | |

5

| | 2023 | 2022 |
|--|------------------|-------------------|
| | | |
| | 1,941,496,377.45 | 1,718,705,718.18 |
| | | |
| | | |
| | | |
| | | |
| | | |
| | | |
| | | |
| | | |
| | | |
| | 23,693,168.59 | 31,672,310.35 |
| | 16,787,148.92 | 6,741,977.46 |
| | 1,981,976,694.96 | 1,757,120,005.99 |
| | 949,833,763.56 | 685,308,693.94 |
| | | |
| | | |
| | | |
| | | |
| | | |
| | | |
| | | |
| | | |
| | 226,568,976.91 | 199,911,254.28 |
| | 156,104,839.49 | 134,815,572.69 |
| | 757,262,020.41 | 757,754,998.97 |
| | 2,089,769,600.37 | 1,777,790,519.88 |
| | -107,792,905.41 | -20,670,513.89 |
| | | |
| | 3,974,855,223.30 | 14,929,121,567.27 |
| | 22,989,217.04 | 59,570,796.44 |
| | | |
| | | 164,678,090.39 |



| | 2023 | 2022 |
|--|------------------|-------------------|
| | | |
| | 3,997,844,440.34 | 15,153,370,454.10 |
| | 48,358,223.24 | 50,823,757.12 |
| | 3,521,376,120.17 | 12,114,441,698.61 |
| | | |
| | | 430,683,054.11 |
| | 3,569,734,343.41 | 12,595,948,509.84 |
| | 428,110,096.93 | 2,557,421,944.26 |
| | | |
| | | |
| | | 80,000,000.00 |
| | 48,667,003.74 | 630,773,000.11 |
| | 48,667,003.74 | 710,773,000.11 |
| | 20,000,000.00 | 78,650,750.00 |
| | 677,800.00 | 2,782,044,619.84 |
| | | |
| | 184,686,756.11 | 265,535,885.93 |
| | 205,364,556.11 | 3,126,231,255.77 |
| | -156,697,552.37 | -2,415,458,255.66 |
| | | |
| | 163,619,639.15 | 121,293,174.71 |
| | 683,722,734.28 | 1,184,120,813.20 |
| | 847,342,373.43 | 1,305,413,987.91 |

6

| | 2023 | 2022 |
|--|------------------|-------------------|
| | | |
| | 55,996,577.74 | 47,947,625.76 |
| | | |
| | 95,151,858.53 | 113,735,249.18 |
| | 151,148,436.27 | 161,682,874.94 |
| | 31,548,140.11 | 35,496,183.00 |
| | 38,476,290.15 | 38,959,498.28 |
| | 8,783,027.80 | 3,023,058.04 |
| | 107,515,706.83 | 160,479,079.83 |
| | 186,323,164.89 | 237,957,819.15 |
| | -35,174,728.62 | -76,274,944.21 |
| | | |
| | 1,003,876,000.00 | 12,361,506,140.00 |
| | 16,267,934.47 | 55,193,690.69 |
| | | |
| | | 164,678,090.39 |



| | 2023 | 2022 |
|--|------------------|-------------------|
| | | |
| | 1,020,143,934.47 | 12,581,377,921.08 |
| | 20,396,104.05 | 23,441,803.17 |
| | 740,309,963.82 | 9,538,033,983.72 |
| | | |
| | | 430,683,054.11 |
| | 760,706,067.87 | 9,992,158,841.00 |
| | 259,437,866.60 | 2,589,219,080.08 |
| | | |
| | | |
| | | 70,000,000.00 |
| | 14,264,575.74 | 628,523,000.11 |
| | 14,264,575.74 | 698,523,000.11 |
| | 20,000,000.00 | 53,000,000.00 |
| | 453,333.33 | 2,780,261,158.41 |
| | 146,945,722.45 | 241,833,240.00 |
| | 167,399,055.78 | 3,075,094,398.41 |
| | -153,134,480.04 | -2,376,571,398.30 |
| | | |
| | 71,128,657.94 | 136,372,737.57 |
| | 296,352,496.98 | 580,257,974.59 |
| | 367,481,154.92 | 716,630,712.16 |




| 2023 | | | | | | | | | | | |
|------|----------------------|--|--|--|----------------------|------------------------|--------------------|------------------------|----------------------|------------------------|----------------------|
| | | | | | | | | | | | |
| | | | | | | | | | | | |
| | | | | | | | | | | | |
| | 1,027,494,660. 00 | | | | 3,762,314,237. 72 | - 1,394,820.60 | 481,346,118. 60 | - 15,606,231.6 3 | 5,254,153,964. 09 | - 30,863,182.6 8 | 5,223,290,781. 41 |
| | | | | | | | | | | | |
| | | | | | | | | | | | |
| | | | | | | | | | | | |
| | | | | | | | | | | | |
| | 1,027,494,660. 00 | | | | 3,762,314,237. 72 | - 1,394,820.60 | 481,346,118. 60 | - 15,606,231.6 3 | 5,254,153,964. 09 | - 30,863,182.6 8 | 5,223,290,781. 41 |
| “ ” | | | | | | - 31,335,731.0 8 | | 14,542,410.3 7 | -16,793,320.71 | - 2,333,090.12 | -19,126,410.83 |
| | | | | | | | | 14,542,410.3 7 | 14,542,410.37 | - 2,333,090.12 | 12,209,320.25 |



| | | | | | | | | | | | | | | |
|---|----------------------|--|--|----------------------|--|-------------------|---|--------------------|--|--------------|---|----------------------|-------------------|----------------------|
| 3 | | | | | | | | | | | | | | |
| 4 | | | | | | | | | | | | | | |
| 5 | | | | | | | | | | | | | | |
| 6 | | | | | | | | | | | | | | |
| 1 | | | | | | | | | | | | | | |
| 2 | | | | | | | | | | | | | | |
| | 1,027,494,660. 00 | | | 3,762,314,237. 72 | | 32,730,551.6 8 | - | 481,346,118. 60 | | 1,063,821.26 | - | 5,237,360,643. 38 | 33,196,272.8 0 | 5,204,164,370. 58 |

| | | | | | | | | | | | | | | |
|--|----------------------|--|--|----------------------|--|------------------|---|--------------------|--|----------------------|--|----------------------|-------------------|----------------------|
| | 2022 | | | | | | | | | | | | | |
| | | | | | | | | | | | | | | |
| | | | | | | | | | | | | | | |
| | | | | | | | | | | | | | | |
| | | | | | | | | | | | | | | |
| | 1,027,494,660. 00 | | | 3,762,314,237. 72 | | 1,468,972. 67 | - | 481,346,118. 60 | | 2,809,919,391. 43 | | 8,079,605,435. 08 | 25,152,641. 06 | 8,054,452,794. 02 |





| | | | | | | | | |
|---|------------------|--|--|------------------|-------------------|----------------|----------------|------------------|
| 1 | | | | | | | | |
| 2 | | | | | | | | |
| | | | | | | | | |
| | 1,027,494,660.00 | | | 3,761,766,958.52 | - 1,908,322.67 | 463,277,181.35 | 236,906,790.68 | 5,487,537,267.88 |



| | | | | | | | | | | | | |
|---|------------------|--|--|--|------------------|--|-------------------|--|----------------|----------------|--|------------------|
| 2 | | | | | | | | | | | | |
| | | | | | | | | | | | | |
| | 1,027,494,660.00 | | | | 3,761,766,958.52 | | - 1,920,029.90 | | 463,277,181.35 | 413,010,477.67 | | 5,663,629,247.64 |



1995 11 15 2025 11 14
1,027,494,660.00

2016 1

2008 9 3 100,000,000.00 2008 12 31
14042110000376
2009 3 2 5,300,000.00 2,700,000.00 108,000,000.00
2009 36,000,000
300158 2010 12 15 [2010]1833
36,000,000 36,000,000
1 38.80 144,000,000
2012 5 26 288,000,000
[2012] 1056
1000 106 894
7.40 / 8,940,000.00
296,940,000.00
2015
100% 147,205,839 13.70 147,205,839.00
444,145,839.00
[2016]835 A 73,361,910
2015 2015



| | | | | | |
|----------------|----|----|--|----------------|-------------|
| 76,063,491 | | | | 904,549,889.25 | |
| 57,431,739 | | | | 293,450,094.00 | 18,631,752 |
| 76,063,491.00 | | | | 520,209,330.00 | |
| | | | | 280,000 | 6.8180643 / |
| 280,000.00 | | | | 519,929,330.00 | |
| 2016 | 11 | 10 | | | |
| | | | | 150,000 | 6.8180643 / |
| | | | | 519,779,330.00 | |
| 250,000 | | | | 6.8180643 / | 250,000.00 |
| 519,529,330.00 | | | | | |
| 2017 | 8 | 28 | | | |



(“ ”)

“ ” 2014

15 —

2

12

2023 6 30

2023 1-6

1

2

1 1 12 31

3

12

4

5

()

“ ”

1

2

6

“ ”

“ ”

“

” “ ”

” “ ”

“ ”

“

“ ”

“ ”

7

8

9

1

2

“ ”

10





(3)

(4)

4

1

()

()

2

5

-

-

6

1

2

3

-

-

()

()

7

-

-

-



1

) (

12 (12)

12

1

2

()

90

()

90

2



3

4

8

11

12

| | |
|--|--|
| | |
| | |
| | |
| | |
| | |

| | |
|-----|--------|
| | |
| 1 | 0.18% |
| 1 2 | 3.50% |
| 2 3 | 11.01% |



| | |
|-----|---------|
| | |
| 3 4 | 21.11% |
| 4 5 | 43.28% |
| 5 | 100.00% |

| | |
|-----|---------|
| | |
| 1 | 6.18% |
| 1 2 | 38.43% |
| 2 3 | 61.46% |
| 3 4 | 79.65% |
| 4 5 | 88.02% |
| 5 | 100.00% |

| | |
|-----|---------|
| | |
| 1 | 2.25% |
| 1 2 | 15.03% |
| 2 3 | 37.71% |
| 3 4 | 58.80% |
| 4 5 | 90.43% |
| 5 | 100.00% |

13

14

| | |
|---|--|
| | |
| 1 | |



| | |
|---|--|
| 2 | |
|---|--|

| | |
|---|--|
| | |
| 1 | |
| 2 | |

1

| | |
|-----|---------|
| | |
| 1 | 1.96% |
| 1 2 | 6.11% |
| 2 3 | 17.01% |
| 3 4 | 31.94% |
| 4 5 | 51.88% |
| 5 | 100.00% |

2

0

15

1

2

3





-

-

2

22 —

19

20

21

22

1

1

A

“ ”

: a



;b

;c

;d

“ ”

a

b

c

d

B



22 —

22 —

22 —

22 —

2



3

4

1

2

23

24

1



2

| | | 20-35 | 5% | 2.71-4.75 |
|--|--|-------|----|-----------|
| | | 10 | 5% | 9.50 |
| | | 5 | 5% | 19.00 |
| | | 5 | 5% | 19.00 |

1

a

b

c

d

e

f

2

5%

3

3

25

1



2

3

26

1

2

3

3







2

1

1

2

2

3

1

2

4



1

2

3

35

36

2

3

1

37

1

/

2

3

38

39



1
2
3

1
2
3
4

5

1

2

3

4

5

15

15

40

1

2

41 /

42

1

2

43

1

2

44


1

2

3 2023

45

1

| | |
|---|--------------|
|  | 3% 6% 9% 13% |
| | 5% 7% |
| | 15% - |



| | |
|--|-----|
| | 15% |
| | 15% |
| | 15% |
| | 15% |

2

GR202014000324 3 2000 12 3
15%

GR202214001444 3 2022 12 12
15%

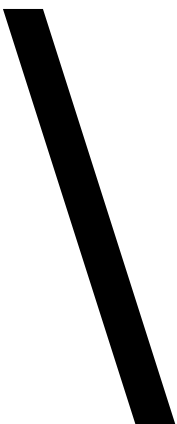
~~GR202101400532~~ 3 2021 12 7
15%

GR202111006621

G 050I+00I+00I

I
- 5 K F t

EHB €D @S 0



2

| | | |
|--|------------------|------------------|
| | | |
| | 1,545,203,737.03 | 2,019,276,065.22 |
| | | |
| | 1,545,203,737.03 | 2,019,276,065.22 |
| | | |
| | 1,545,203,737.03 | 2,019,276,065.22 |

3

| | | |
|--|--|--|
| | | |
|--|--|--|

4

1

| | | |
|--|----------------|----------------|
| | | |
| | 157,045,459.39 | 103,993,883.00 |
| | 82,554.80 | 82,554.80 |
| | 157,128,014.19 | 104,076,437.80 |

| | | | | | | | | | | |
|--|--|--|--|--|--|--|--|--|--|--|
| | | | | | | | | | | |
| | | | | | | | | | | |
| | | | | | | | | | | |
| | | | | | | | | | | |
| | | | | | | | | | | |

2



| | | | | | | | | | | |
|--|----------------|---------|----------------|--------|----------------|----------------|---------|----------------|--------|----------------|
| | 912,268,912.18 | 100.00% | 274,382,708.48 | 30.08% | 637,886,203.70 | 959,845,402.19 | 100.00% | 254,621,222.17 | 26.53% | 705,224,180.02 |
| | | | | | | | | | | |
| | 912,268,912.18 | 100.00% | 274,382,708.48 | 30.08% | 637,886,203.70 | 959,845,402.19 | 100.00% | 254,621,222.17 | 26.53% | 705,224,180.02 |

274,382,708.48

| | | | |
|--|----------------|----------------|--------|
| | | | |
| | | | |
| | 273,510,957.91 | 42,613,778.54 | 15.58% |
| | 364,066,767.43 | 186,621,936.23 | 51.26% |
| | 274,691,186.84 | 45,146,993.72 | 16.44% |
| | 912,268,912.18 | 274,382,708.48 | |

| | | % | | |
|---|---------|--------|----------------|---------------|
| 1 | (1) | 0.18 | 215,484,164.18 | 398,556.84 |
| 1 | 2 (2) | 3.50 | 9,589,894.39 | 335,885.80 |
| 2 | 3 (3) | 11.01 | 3,612,430.25 | 397,731.15 |
| 3 | 4 (4) | 21.11 | 3,135,562.00 | 661,985.86 |
| 4 | 5 (5) | 43.28 | 1,532,723.50 | 663,435.30 |
| | 5 | 100.00 | 40,156,183.59 | 40,156,183.59 |
| | | | 273,510,957.91 | 42,613,778.54 |

| | | % | | |
|---|---------|-------|----------------|---------------|
| 1 | (1) | 6.18 | 150,091,665.80 | 9,281,318.45 |
| 1 | 2 (2) | 38.43 | 42,778,124.48 | 16,437,836.74 |
| 2 | 3 (3) | 61.46 | 19,276,451.28 | 11,847,381.08 |



| | | | |
|-----------|--------|----------------|----------------|
| 3 4 (4) | 79.65 | 10,301,054.80 | 8,204,468.63 |
| 4 5 (5) | 88.02 | 6,413,018.43 | 5,644,478.69 |
| 5 | 100.00 | 135,206,452.64 | 135,206,452.64 |
| | | 364,066,767.43 | 186,621,936.23 |

%

| | | | |
|-----------|-------|----------------|--------------|
| 1 (1) | 2.25 | 163,551,036.14 | 3,673,218.92 |
| 1 2 (2) | 15.03 | 41,905,800.97 | 6,299,289.18 |
| 2 3 (3) | 37.71 | 54,301,143.20 | 20 |



1

| 1 | 96,465,951.63 | 69.80% | 125,280,800.46 | 66.91% |
|-----|----------------|--------|----------------|--------|
| 1 2 | 19,172,673.46 | 13.87% | 33,026,698.87 | 17.64% |
| 2 3 | 8,967,168.57 | 6.49% | 21,943,672.67 | 11.72% |
| 3 | 13,601,119.87 | 9.84% | 6,972,756.90 | 3.72% |
| | 138,206,913.53 | | 187,223,928.90 | |

1

| | | | |
|--|--------------|---|--|
| | | | |
| | 1,402,500.00 | 2 | |
| | 1,382,200.00 | 3 | |
| | 1,038,782.00 | 2 | |
| | 3,823,482.00 | — | |

2

| | | | % |
|--|---------------|---|-------|
| | 12,079,546.49 | 1 | 8.73 |
| | 3,987,860.89 | 1 | 2.89 |
| | 3,076,668.00 | 1 | 2.23 |
| | 2,520,000.00 | 1 | 1.82 |
| | 2,317,120.00 | 1 | 1.68 |
| | 23,981,195.38 | | 17.35 |

8

| | | |
|--|---------------|---------------|
| | | |
| | 48,809,724.65 | 57,441,405.88 |
| | 48,809,724.65 | 57,441,405.88 |

1

1



| | | |
|--|--|--|
| | | |
|--|--|--|

2

| | | | | |
|--|--|--|--|--|
| | | | | |
|--|--|--|--|--|

3

2

1

| | | |
|-----|--|--|
| () | | |
|-----|--|--|

2

1

| | | | | |
|-----|--|--|--|--|
| () | | | | |
|-----|--|--|--|--|

3

3

1

| | | |
|--|---------------|---------------|
| | | |
| | 74,154,999.47 | 83,474,018.88 |
| | 8,027,827.61 | 5,182,471.61 |
| | 82,182,827.08 | 88,656,490.49 |

2

| | | | | |
|--|----|---|---|--|
| | | | | |
| | 12 | (| (| |



| | | | | |
|------|---|----|---------------|---------------|
| | |) |) | |
| 2023 | 1 | 1 | 31,215,084.61 | 31,215,084.61 |
| 2023 | 1 | 1 | | |
| | | | 2,158,017.82 | 2,158,017.82 |
| 2023 | 6 | 30 | 33,373,102.43 | 33,373,102.43 |

| | | |
|---|---|---------------|
| | | |
| 1 | 1 | 25,228,363.25 |
| 1 | 2 | 16,656,730.89 |
| 2 | 3 | 6,177,125.97 |
| 3 | | 34,120,606.97 |
| 3 | 4 | 3,739,824.69 |
| 4 | 5 | 1,592,663.75 |
| 5 | | 28,788,118.53 |
| | | 82,182,827.08 |

3

| | | | | | | |
|--|---------------|--------------|--|--|--|---------------|
| | | | | | | |
| | 550,000.00 | 0.00 | | | | 550,000.00 |
| | 30,665,084.61 | 2,158,017.82 | | | | 32,823,102.43 |
| | 31,215,084.61 | 2,158,017.82 | | | | 33,373,102.43 |

| | | |
|--|--|--|
| | | |
|--|--|--|

4

| | |
|--|--|
| | |
|--|--|





| | | | | | | |
|--|----------------------|---------------|----------------------|----------------------|---------------|----------------------|
| | 52,359,543.66 | | 52,359,543.66 | 103,565,434.05 | | 103,565,434.05 |
| | 745,338,436.15 | 6,885,643.56 | 738,452,792.59 | 686,382,881.57 | 9,422,941.54 | 676,959,940.03 |
| | 55,559,842.06 | 21,953,206.44 | 33,606,635.62 | 52,468,663.66 | 11,397,457.16 | 41,071,206.50 |
| | 3,666,884.95 | | 3,666,884.95 | 554,276.92 | | 554,276.92 |
| | 1,163,362,547. 68 | 28,867,455.93 | 1,134,495,091. 75 | 1,095,407,346. 89 | 20,948,770.64 | 1,074,458,576. 25 |

2

| | | | | | | |
|--|---------------|---------------|--|-----------|--------------|---------------|
| | | | | | | |
| | 128,371.94 | | | 66,990.94 | 32,775.07 | 28,605.93 |
| | 9,422,941.54 | 369,395.91 | | | 2,906,693.89 | 6,885,643.56 |
| | 11,397,457.16 | 10,555,749.28 | | | | 21,953,206.44 |
| | 20,948,770.64 | 10,925,145.19 | | 66,990.94 | 2,939,468.96 | 28,867,455.93 |

| | | | |
|--|--|--|------|
| | | | % |
| | | | 0.01 |
| | | | 0.25 |

3

4

10

| | | | | | | |
|--|--|--|--|--|--|--|
| | | | | | | |
| | | | | | | |

| | | |
|--|--|--|
| | | |
|--|--|--|

| | | | | |
|--|--|--|---|--|
| | | | / | |
|--|--|--|---|--|



11

| | | | | | | | |
|--|--|--|--|--|--|--|--|
| | | | | | | | |
|--|--|--|--|--|--|--|--|

12

| | | | |
|--|--|--|--|
| | | | |
|--|--|--|--|

/

| | | | | | | | | |
|--|--|--|--|--|--|--|--|--|
| | | | | | | | | |
| | | | | | | | | |

13

| | | |
|--|--------------|---------------|
| | | |
| | 84,883.36 | 906,487.05 |
| | 9,608,798.99 | 13,685,397.92 |
| | 4,141.00 | 714,589.05 |
| | 9,697,823.35 | 15,306,474.02 |

14

| | | | | | | | | |
|--|--|--|--|--|--|--|--|--|
| | | | | | | | | |
| | | | | | | | | |

| | | | | | | | | |
|--|--|--|--|--|--|--|--|--|
| | | | | | | | | |
| | | | | | | | | |

| | | | | |
|------|----|-----|-----|--|
| | | | | |
| | 12 | () | () | |
| 2023 | 1 | 1 | | |



| | | | | | | | | |
|--|--|--|--|--|--|--|--|--|
| | | | | | | | | |
|--|--|--|--|--|--|--|--|--|

15

| | | | | | | | | |
|--|--|--|--|--|--|--|--|--|
| | | | | | | | | |
|--|--|--|--|--|--|--|--|--|

| | | | | | | | |
|--|--|--|--|--|--|--|--|
| | | | | | | | |
| | | | | | | | |

| | | | | |
|----------|----|-----|-----|--|
| | | | | |
| | 12 | () | () | |
| 2023 1 1 | | | | |

16

1

| | | | | | | | |
|--|--------------|--------------|------|--------------|--------------|------------|--|
| | | | | | | | |
| | | | | | | | |
| | 5,661,334.30 | 5,661,334.30 | 0.00 | 5,661,334.30 | 5,545,203.90 | 116,130.40 | |
| | 5,661,334.30 | 5,661,334.30 | | 5,661,334.30 | 5,545,203.90 | 116,130.40 | |

| | | | | |
|--|----|-----|-----|--|
| | | | | |
| | 12 | () | () | |



| | | | | | | |
|------|---|----|--|--|--------------|--------------|
| 2023 | 1 | 1 | | | 5,545,203.90 | 5,545,203.90 |
| 2023 | 1 | 1 | | | | |
| | | | | | 116,130.40 | 116,130.40 |
| 2023 | 6 | 30 | | | 5,661,334.30 | 5,661,334.30 |

2

3

17

| | | | | | | | | | | | |
|--|--|--|--|--|--|--|--|--|--|--|--|
| | | | | | | | | | | | |
| | | | | | | | | | | | |
| | | | | | | | | | | | |
| | | | | | | | | | | | |

18

| | | | | | | | | | | | |
|--|--|--|--|--|--|--|--|--|--|--|--|
| | | | | | | | | | | | |
|--|--|--|--|--|--|--|--|--|--|--|--|



| | | | | | | |
|--|------|------------|---------------|------|--|--|
| | 0.00 | 4,437.81 | 0.00 | 0.00 | | |
| | 0.00 | 482,724.89 | 0.00 | 0.00 | | |
| | 0.00 | 0.00 | 0.00 | 0.00 | | |
| | 0.00 | 0.00 | 30,000,000.00 | 0.00 | | |
| | 0.00 | 0.00 | 1,378,092.00 | 0.00 | | |
| | 0.00 | 0.00 | 0.00 | 0.00 | | |

2023 8 9

“ ” (“ ”)
 (“ ”)

19

| | | |
|--|--|--|
| | | |
|--|--|--|

20

1

| | | | | |
|-----|---------------|--|--|---------------|
| | | | | |
| 1. | | | | |
| 2. | 16,120,530.00 | | | 16,120,530.00 |
| 1 | 16,120,530.00 | | | 16,120,530.00 |
| 2 \ | | | | |
| 3 | | | | |
| 3. | | | | |
| 1 | | | | |





| | | |
|--|----------------|----------------|
| | 941,891,538.14 | 983,694,390.85 |
| | 941,891,538.14 | 983,694,390.85 |

1

| | | | | | |
|----|------------------|----------------|---------------|---------------|------------------|
| | | | | | |
| | | | | | |
| 1. | 1,057,054,274.86 | 683,008,728.08 | 45,545,893.12 | 88,600,627.06 | 1,874,209,523.12 |
| 2. | 4,372,566.04 | 1,847,760.40 | 241,759.28 | 2,865,523.97 | 9,327,609.69 |
| 1 | 1,372,566.04 | 1,847,760.40 | 241,759.28 | 1,465,523.97 | 4,927,609.69 |
| 2 | 3,000,000.00 | | | 1,400,000.00 | 4,400,000.00 |
| 3 | | | | | |
| | | | | | |
| 3. | 34,000.00 | 70,389.21 | 2,334,247.09 | 3,118,632.62 | 5,557,268.92 |
| 1 | 34,000.00 | 70,389.21 | 2,334,247.09 | 3,118,632.62 | 5,557,268.92 |
| | | | | | |
| 4. | 1,061,392,840.90 | 684,786,099.27 | 43,453,405.31 | 88,347,518.41 | 1,877,979,863.89 |
| | | | | | |
| 1. | 359,489,411.28 | 433,439,491.62 | 37,820,729.17 | 59,744,073.85 | 890,493,705.92 |
| 2. | 20,996,107.66 | 25,125,349.62 | 1,234,566.44 | 3,157,529.96 | 50,513,553.68 |
| 1 | 20,996,107.66 | 25,125,349.62 | 1,234,566.44 | 3,157,529.96 | 50,513,553.68 |
| | | | | | |
| 3. | 22,336.11 | 54,714.65 | 1,989,359.76 | 2,873,949.68 | 4,940,360.20 |
| 1 | 22,336.11 | 54,714.65 | 1,989,359.76 | 2,873,949.68 | 4,940,360.20 |
| | | | | | |
| 4. | 380,463,182.83 | 458,510,126.59 | 37,065,935.85 | 60,027,654.13 | 936,066,899.40 |
| | | | | | |
| 1. | | | 21,426.35 | | 21,426.35 |
| 2. | | | | | |
| 1 | | | | | |
| | | | | | |
| 3. | | | | | |
| 1 | | | | | |



| | | | | | |
|----|----------------|----------------|--------------|---------------|----------------|
| 4. | | | 21,426.35 | | 21,426.35 |
| 1. | 680,929,658.07 | 226,275,972.68 | 6,366,043.11 | 28,319,864.28 | 941,891,538.14 |
| 2. | 697,564,863.58 | 249,569,236.46 | 7,703,737.60 | 28,856,553.21 | 983,694,390.85 |

2

| | | | | | |
|--|--|--|--|--|--|
| | | | | | |
|--|--|--|--|--|--|

3

| | | | | | |
|--|--|--|--|--|--|
| | | | | | |
|--|--|--|--|--|--|

4

| | | | | | |
|--|--|--|----------------|--|--|
| | | | 183,873,492.47 | | |
|--|--|--|----------------|--|--|

1

50
 2009 1015502-2 2011 551103 10
 2009 00002945 2016 2011 551102
 00005511
 X 308116 2012 00115
 0050467 2020

5

| | | | | | |
|--|--|--|--|--|--|
| | | | | | |
|--|--|--|--|--|--|



| | | |
|--|---------------|---------------|
| | | |
| | 33,596,172.26 | 22,236,999.37 |
| | 2,240,868.14 | 1,973,451.32 |
| | 35,837,040.40 | 24,210,450.69 |

1

| | | | | | |
|-----|---------------|--|---------------|---------------|---------------|
| | | | | | |
| | 6,361,333.66 | | 6,361,333.66 | 4,456,778.15 | 4,456,778.15 |
| | 8,867,300.93 | | 8,867,300.93 | 6,443,614.10 | 6,443,614.10 |
| SAP | 1,797,358.43 | | 1,797,358.43 | 5,151,886.59 | 5,151,886.59 |
| | 1,413,366.16 | | 1,413,366.16 | | |
| | 1,192,660.56 | | 1,192,660.56 | 1,192,660.56 | 1,192,660.56 |
| | 1,843,713.46 | | 1,843,713.46 | | |
| | 2,641,509.43 | | 2,641,509.43 | | |
| | 529,237.28 | | 529,237.28 | 490,934.53 | 490,934.53 |
| | 8,949,692.35 | | 8,949,692.35 | 4,501,125.44 | 4,501,125.44 |
| | 33,596,172.26 | | 33,596,172.26 | 22,236,999.37 | 22,236,999.37 |

2

| | | | | | | | | | | | |
|-----|--|--------------|--------------|--|--------------|--------------|--|---------|--|--|--|
| | | | | | | | | | | | |
| | | 4,456,778.15 | 1,904,555.51 | | | 6,361,333.66 | | 98.00 % | | | |
| | | 6,443,614.10 | 2,423,686.83 | | | 8,867,300.93 | | 99.00 % | | | |
| SAP | | 5,151,886.59 | 2,343,584.83 | | 5,698,112.99 | 1,797,358.43 | | 40.00 % | | | |
| | | | 1,413,366.16 | | | 1,413,366.16 | | 80.00 % | | | |
| | | 1,192,660.56 | | | | 1,192,660.56 | | 90.00 % | | | |
| | | | 1,843,713.46 | | | 1,843,713.46 | | 80.00 % | | | |
| | | | 2,641,509.43 | | | 2,641,509.43 | | 30.00 % | | | |



| | | | | | | | | | | | | |
|--|--|-----------------------|-----------------------|------------------|------------------|-----------------------|--|------------|--|--|--|--|
| | | 490,93 4.53 | 38,302 .75 | | | 529,23 7.28 | | 95.00 % | | | | |
| | | 4,501, 125.44 | 8,867, 916.91 | 4,400, 000.00 | 19,350 .00 | 8,949, 692.35 | | | | | | |
| | | 22,236 ,999.3 7 | 21,476 ,635.8 8 | 4,400, 000.00 | 5,717, 462.99 | 33,596 ,172.2 6 | | | | | | |

3

| | | | | |
|--|--|--|--|--|
| | | | | |
|--|--|--|--|--|

4

| | | | | | | |
|--|--|--------------|--|--------------|--------------|--------------|
| | | | | | | |
| | | | | | | |
| | | 2,240,868.14 | | 2,240,868.14 | 1,973,451.32 | 1,973,451.32 |
| | | 2,240,868.14 | | 2,240,868.14 | 1,973,451.32 | 1,973,451.32 |

23

1

| | | | | | |
|-----|--|--------------|--|--|--------------|
| | | | | | |
| | | | | | |
| 1. | | 1,645,387.23 | | | 1,645,387.23 |
| 2. | | | | | |
| (1) | | | | | |
| (2) | | | | | |
| | | | | | |
| 3. | | | | | |



| | | | | | |
|-----|--------------|--|--|--|--------------|
| (1) | | | | | |
| (2) | | | | | |
| | | | | | |
| 4. | 1,645,387.23 | | | | 1,645,387.23 |
| | | | | | |
| 1. | 493,616.16 | | | | 493,616.16 |
| 2. | 82,269.36 | | | | 82,269.36 |
| | | | | | |
| (1) | 82,269.36 | | | | 82,269.36 |
| | | | | | |
| 3. | | | | | |
| | | | | | |
| (1) | | | | | |
| (2) | | | | | |
| | | | | | |
| 4. | 575,885.52 | | | | 575,885.52 |
| | | | | | |
| 1. | | | | | |
| 2. | | | | | |
| | | | | | |
| (1) | | | | | |
| | | | | | |
| 3. | | | | | |
| | | | | | |
| (1) | | | | | |
| (2) | | | | | |
| | | | | | |
| 4. | | | | | |
| | | | | | |
| 1. | 1,069,501.71 | | | | 1,069,501.71 |
| 2. | 1,151,771.07 | | | | 1,151,771.07 |

2

24

25

| | | |
|--|--|--|
| | | |
| | | |



| | | |
|----|--------------|--------------|
| | | |
| 1. | 2,993,912.08 | 2,993,912.08 |
| 2. | 2,152,425.80 | 2,152,425.80 |
| | | |
| 3. | | |
| | | |
| 4. | 5,146,337.88 | 5,146,337.88 |
| | | |
| 1. | 1,830,848.59 | 1,830,848.59 |
| 2. | 479,632.85 | 479,632.85 |
| 1 | 479,632.85 | 479,632.85 |
| | | |
| 3. | | |
| 1 | | |
| | | |
| 4. | 2,310,481.44 | 2,310,481.44 |
| | | |
| 1. | | |
| 2. | | |
| 1 | | |
| | | |
| 3. | | |
| 1 | | |
| | | |
| 4. | | |
| | | |
| 1. | 2,835,856.44 | 2,835,856.44 |
| 2. | 1,163,063.49 | 1,163,063.49 |



| | | | | | | |
|----|----------------|---------------|---------------|---------------|---------------|----------------|
| | | | | | | |
| 4 | | | | 5,698,112.99 | | 5,698,112.99 |
| 3. | | | | | | |
| 1 | | | | | | |
| | | | | | | |
| 4. | 298,486,944.02 | 11,607,984.41 | 61,079,915.80 | 21,394,501.18 | 19,018,662.22 | 411,588,007.63 |
| | | | | | | |
| 1. | 79,732,350.25 | 10,424,561.74 | 31,766,574.23 | 8,214,262.12 | 16,802,183.98 | 146,939,932.32 |
| 2. | 3,333,785.88 | 431,570.34 | 2,704,673.98 | 1,393,732.39 | 911,698.23 | 8,775,460.82 |
| 1 | 3,333,785.88 | 431,570.34 | 2,704,673.98 | 1,393,732.39 | 911,698.23 | 8,775,460.82 |
| | | | | | | |
| 3. | | | | | | |
| 1 | | | | | | |
| | | | | | | |
| 4. | 83,066,136.13 | 10,856,132.08 | 34,471,248.21 | 9,607,994.51 | 17,713,882.21 | 155,715,393.14 |
| | | | | | | |
| 1. | | | | 43,500.00 | | 43,500.00 |
| 2. | | | | -43,500.00 | | -43,500.00 |
| 1 | | | | -43,500.00 | | -43,500.00 |
| | | | | | | |
| 3. | | | | | | |
| 1 | | | | | | |
| | | | | | | |
| 4. | | | | 0.00 | | 0.00 |
| | | | | | | |
| 1. | 215,420,807.89 | 751,852.33 | 26,608,667.59 | 11,786,506.67 | 1,304,780.01 | 255,872,614.49 |
| 2. | 218,753,166.41 | 1,183,422.67 | 29,313,341.57 | 6,923,493.31 | 2,216,478.24 | 258,389,902.20 |

4.96%



| | | |
|--|---------------|--|
| | | |
| | 10,402,647.09 | |

50

2009 1015502-2 2011 551103 2011 551102

2009 00002945 2016 00005511

X 308116 2012 00115

0050467 2020

27

| | 5,968,530.4 4 | | 75,912.00 | | | | | 6,044,442.4 4 |
|----------|-------------------|--|------------------|--|--|--|--|-------------------|
| | 5,175,939.2 8 | | | | | | | 5,175,939.2 8 |
| | 34,172,790. 01 | | 661,556.28 | | | | | 34,834,346. 29 |
| | 20,822,082. 94 | | 1,845,983.6 2 | | | | | 22,668,066. 56 |
| | 26,386,806. 05 | | 1,930,464.6 2 | | | | | 28,317,270. 67 |
| | 1,559,065.1 5 | | 15,142.41 | | | | | 1,574,207.5 6 |
| | 1,899,396.1 6 | | | | | | | 1,899,396.1 6 |
| PI3K | | | | | | | | |
| IMM-H012 | 26,254,684. 89 | | 70,361.47 | | | | | 26,325,046. 36 |
| | 20,008,635. 99 | | 805,901.17 | | | | | 20,814,537. 16 |
| / | 35,363,554. 91 | | | | | | | 35,363,554. 91 |



| | | | | | | | | |
|------|--------------------|--|------------------|--|--|--|--|--------------------|
| ZD03 | 15,175,255. 37 | | 5,660.38 | | | | | 15,180,915. 75 |
| | 192,786,74 1.19 | | 5,410,981.9 5 | | | | | 198,197,72 3.14 |

| | 2022 12 31 | | | | 2023 6 30 | | | |
|--------------------------|---------------|--------------|--|--|---------------|---------|----|---|
| | | | | | | | | |
| | 5,968,530.44 | 75,912.00 | | | 6,044,442.44 | 2014.05 | | 1 |
| | 5,175,939.28 | | | | 5,175,939.28 | 2015.05 | | 2 |
| | 34,172,790.01 | 661,556.28 | | | 34,834,346.29 | 2015.12 | | 3 |
| | 20,822,082.94 | 1,845,983.62 | | | 22,668,066.56 | 2016.08 | | 4 |
| | 26,386,806.05 | 1,930,464.62 | | | 28,317,270.67 | 2015.01 | | 5 |
| | 1,559,065.15 | 15,142.41 | | | 1,574,207.56 | 2016.03 | | 6 |
| | 1,899,396.16 | | | | 1,899,396.16 | 2017.12 | BE | 7 |
| PI3K IMM- H012 | 26,254,684.89 | 70,361.47 | | | 26,325,046.36 | 2018.1 | | 8 |



| | | | | | | | |
|------|----------------|--------------|--|--|----------------|---------|----|
| | | | | | | | |
| | 20,008,635.99 | 805,901.17 | | | 20,814,537.16 | 2017.6 | 9 |
| / | 35,363,554.91 | | | | 35,363,554.91 | 2019.05 | 10 |
| ZD03 | 15,175,255.37 | 5,660.38 | | | 15,180,915.75 | 2019.01 | 11 |
| | 192,786,741.19 | 5,410,981.95 | | | 198,197,723.14 | | |

1

2

3

I

4

BE

5

6

7 BE

8

9

10

BE

11

28

1

| | | | | | |
|--|---------------|--|--|--|---------------|
| | | | | | |
| | 54,981,520.12 | | | | 54,981,520.12 |
| | 7,869,720.39 | | | | 7,869,720.39 |
| | 165,255.79 | | | | 165,255.79 |



| | | | | | | |
|--|----------------|--|--|--|--|----------------|
| | | | | | | |
| | 130,700,623.28 | | | | | 130,700,623.28 |
| | 488,383.27 | | | | | 488,383.27 |
| | 194,205,502.85 | | | | | 194,205,502.85 |

2

| | 30,241,720.12 | | | | 30,241,720.12 |
|--|----------------|--|--|--|----------------|
| | 483,442.25 | | | | 483,442.25 |
| | 165,255.79 | | | | 165,255.79 |
| | 122,587,087.24 | | | | 122,587,087.24 |
| | 488,383.27 | | | | 488,383.27 |
| | 153,965,888.67 | | | | 153,965,888.67 |

29

| | 64,037.48 | | 64,037.48 | | |
|--|--------------|--------------|--------------|--|--------------|
| | 6,304,899.34 | 696,588.49 | 3,889,549.62 | | 3,111,938.21 |
| | 295,994.23 | | 147,997.38 | | 147,996.85 |
| | 1,605,462.96 | 2,775,896.37 | 799,338.56 | | 3,582,020.77 |
| | 8,270,394.01 | 3,472,484.86 | 4,900,923.04 | | 6,841,955.83 |

30

/

1



| | | | | |
|--|----------------|---------------|----------------|---------------|
| | | | | |
| | | | | |
| | 70,004,988.08 | 12,557,030.32 | 66,223,265.23 | 11,682,542.47 |
| | 23,225,510.07 | 3,483,826.51 | 19,608,034.65 | 2,941,205.20 |
| | 26,307,962.22 | 3,946,194.33 | 28,308,780.66 | 4,246,317.10 |
| | 119,538,460.37 | 19,987,051.16 | 114,140,080.54 | 18,870,064.77 |

2

| | | | | |
|--|--|--|--|--|
| | | | | |
| | | | | |

3

| | | | | |
|--|--|---------------|--|---------------|
| | | | | |
| | | 19,987,051.16 | | 18,870,064.77 |

4

| | | | |
|--|--|----------------|----------------|
| | | | |
| | | 528,331,952.97 | 631,591,558.89 |
| | | 269,243,642.43 | 263,321,873.41 |
| | | 797,575,595.40 | 894,913,432.30 |

5

| | | | |
|----------|----------------|----------------|----------|
| | | | |
| 2018 | | 175,428,774.25 | 2023 |
| 2019 | 109,568,895.44 | 109,568,895.44 | 2024 |
| 2020 | 114,981,040.42 | 114,981,040.42 | 2025 |
| 2021 | 149,127,314.54 | 149,127,314.54 | 2026 |
| 2022 | 82,485,534.24 | 82,485,534.24 | 2027 |
| 2023 1-6 | 72,169,168.33 | | 2028 1-6 |
| | 528,331,952.97 | 631,591,558.89 | |

31

| | | | | |
|--|---------------|---------------|---------------|---------------|
| | | | | |
| | | | | |
| | 88,566,540.73 | 88,566,540.73 | 80,406,903.48 | 80,406,903.48 |



| | | | | | | |
|--|---------------|--|---------------|---------------|--|---------------|
| | | | | | | |
| | 88,566,540.73 | | 88,566,540.73 | 80,406,903.48 | | 80,406,903.48 |

32

1

| | | |
|--|--|---------------|
| | | |
| | | 461,923.52 |
| | | 20,016,666.67 |
| | | 20,478,590.19 |

2

| | | | | |
|--|--|--|--|--|
| | | | | |
|--|--|--|--|--|

33

| | | |
|--|--|--|
| | | |
| | | |
| | | |

34

| | | |
|--|--|--|
| | | |
|--|--|--|

35

| | | |
|--|---------------|---------------|
| | | |
| | 37,741,033.66 | 34,177,928.00 |
| | 37,741,033.66 | 34,177,928.00 |



36

1

| | | |
|--|----------------|----------------|
| | | |
| | 4,484,346.32 | 6,213,299.06 |
| | 2,000,285.62 | 1,777,403.15 |
| | 446,383,723.19 | 461,597,095.09 |
| | 466,266.90 | 719,223.33 |
| | 453,334,622.03 | 470,307,020.63 |

2

1

| | | |
|--|---------------|--|
| | | |
| | 8,169,729.59 | |
| | 8,068,728.59 | |
| | 4,185,226.65 | |
| | 3,841,174.00 | |
| | 2,586,843.10 | |
| | 26,851,701.93 | |

1

5%

5%

2

37

1

| | | |
|--|--|--|
| | | |
|--|--|--|

2

1

| | | |
|--|--|--|
| | | |
|--|--|--|

38

| | | |
|--|---------------|----------------|
| | | |
| | 86,760,752.84 | 147,587,680.36 |
| | 86,760,752.84 | 147,587,680.36 |



| | | | | |
|--|--|--|--|--|
| | | | | |
|--|--|--|--|--|

39

1

| | | | | |
|---|---------------|----------------|----------------|---------------|
| | | | | |
| | 26,969,805.34 | 201,617,507.29 | 209,648,847.16 | 18,938,465.47 |
| - | 1,937,446.22 | 17,756,662.89 | 16,920,129.75 | 2,773,979.36 |
| | 28,907,251.56 | 219,374,170.18 | 226,568,976.91 | 21,712,444.83 |

2

| | | | | |
|---|---------------|----------------|----------------|---------------|
| | | | | |
| 1 | 21,563,929.41 | 172,764,874.48 | 178,870,492.04 | 15,458,311.85 |
| 2 | | 10,289,128.99 | 10,289,128.99 | |
| 3 | 1,331,545.97 | 9,312,910.45 | 9,539,625.19 | 1,104,831.23 |
| | 1,131,699.82 | 8,656,608.10 | 8,918,953.73 | 869,354.19 |
| | 95,792.06 | 656,302.35 | 620,671.46 | 131,422.95 |
| | 104,054.09 | | | 104,054.09 |
| 4 | 899,146.48 | 7,556,393.45 | | |





| | | |
|--|---------------|---------------|
| | 28,969,891.62 | 30,816,310.13 |
| | 11,544,846.05 | 9,329,831.65 |
| | 2,453,943.67 | 9,813,827.41 |
| | 1,134,446.49 | 1,880,638.11 |
| | 38,874.42 | 1,321,931.53 |
| | 7,263.87 | 290,491.80 |
| | 714,479.16 | 930,070.56 |
| | 477,100.57 | 452,086.98 |
| | 465,816.40 | 468,249.99 |
| | 13,282.95 | 11,484.67 |
| | 85,648.00 | 102,850.00 |
| | | 220.00 |
| | 45,905,593.20 | 55,417,992.83 |

41

| | | |
|--|----------------|----------------|
| | | |
| | 215,289,789.38 | 433,462,862.80 |
| | 215,289,789.38 | 433,462,862.80 |

1

| | | |
|--|--|--|
| | | |
|--|--|--|

| | | |
|--|--|--|
| | | |
|--|--|--|

2

| | | |
|--|--|--|
| | | |
|--|--|--|

1

3

1

| | | |
|--|----------------|----------------|
| | | |
| | 22,904,398.23 | 26,633,859.30 |
| | 156,822,881.50 | 224,021,619.61 |
| | 35,562,509.65 | 182,807,383.89 |



| | | |
|--|--|--|
| | | |
|--|--|--|

46

1

| | | |
|--|--|--|
| | | |
|--|--|--|

2

| | | | | | | | | | | | |
|--|--|----|--|--|--|--|--|--|--|--|--|
| | | | | | | | | | | | |
| | | | | | | | | | | | |
| | | -- | | | | | | | | | |

3

4

| | | | | | | | |
|--|--|--|--|--|--|--|--|
| | | | | | | | |
| | | | | | | | |

47

| | | |
|--|--------------|--------------|
| | | |
| | 2,687,054.82 | 1,395,231.36 |
| | -806,573.39 | -314,323.14 |
| | 1,880,481.43 | 1,080,908.22 |

48

| | | |
|--|--|--|
| | | |
|--|--|--|



| | | |
|--|---------------|---------------|
| | 74,665,173.03 | 74,665,173.03 |
| | 1,250,000.00 | 50,000.00 |
| | 75,915,173.03 | 74,715,173.03 |

1

| | | |
|--|---------------|---------------|
| | | |
| | 74,487,400.00 | 74,487,400.00 |
| | 177,773.03 | 177,773.03 |
| | 74,665,173.03 | 74,665,173.03 |

2

| | | | | | |
|------|-----------|--------------|--|--------------|--|
| | | | | | |
| | 50,000.00 | | | 50,000.00 | |
| 2022 | | 1,200,000.00 | | 1,200,000.00 | |
| | 50,000.00 | 1,200,000.00 | | 1,250,000.00 | |

1
 JIH-43 2016 1 2018 12 ZYBZH-C- 5,000,000.00
 2 “ ”
 202201130501022 2022 12 2025 12 3,000,000.00
 1,200,000.00 880,000.00
 40,000.00 240,000.00
 40,000.00

49

1

| | | |
|--|--|--|
| | | |
|--|--|--|

2

| | | |
|--|--|--|
| | | |
|--|--|--|



| | | |
|--|--|--|
| | | |
|--|--|--|

| | | |
|--|--|--|
| | | |
|--|--|--|

50

| | | | |
|--|--|--|--|
| | | | |
|--|--|--|--|

51

| | | | | | |
|--|---------------|--------------|--------------|---------------|--|
| | | | | | |
| | 42,494,977.82 | 2,876,400.00 | 4,950,975.63 | 40,420,402.19 | |
| | 42,494,977.82 | 2,876,400.00 | 4,950,975.63 | 40,420,402.19 | |

| | | | | | | | | |
|------|------------|------------|--|------------|--|--|------------|---|
| | | | | | | | | / |
| | | 50,000.00 | | 9,459.46 | | | 40,540.54 | |
| | | 500,000.00 | | 83,333.33 | | | 416,666.67 | |
| “ | | 50,000.00 | | 9,459.46 | | | 40,540.54 | |
| - | | | | | | | | |
| - | | | | | | | | |
| ” | | | | | | | | |
| 2010 | | | | | | | | |
| - | 500,000.00 | | | 250,000.00 | | | 250,000.00 | |



| | | | | | | | | / |
|-----------------|--------------|--|--|------------|--|--|--------------|---|
| - | 31,666.67 | | | 10,000.00 | | | 21,666.67 | |
| | 234,083.33 | | | 13,250.00 | | | 220,833.33 | |
| 500 | 1,952,000.00 | | | 122,000.00 | | | 1,830,000.00 | |
| 30 D3 7.5 | 5,355,000.00 | | | 382,500.00 | | | 4,972,500.00 | |
| - | 883,333.33 | | | 50,000.00 | | | 833,333.33 | |
| | 333,333.33 | | | 83,333.34 | | | 249,999.99 | |
| | 400,000.00 | | | 300,000.00 | | | 100,000.00 | |
| | 1,350,000.00 | | | 37,500.00 | | | 1,312,500.00 | |
| -5000 | 103,411.68 | | | 58,995.75 | | | 44,415.93 | |
| | 6,300,000.00 | | | 175,000.00 | | | 6,125,000.00 | |
| | 275,000.00 | | | 150,000.00 | | | 125,000.00 | |
| | 1,859,666.98 | | | 796,999.98 | | | 1,062,667.00 | |
| | 378,000.00 | | | 94,500.00 | | | 283,500.00 | |



| | | | | | | | | / |
|------------|------------------|------------|--|------------|--|--|------------------|---|
| - | | | | | | | | |
| | 96,000.00 | | | 24,000.00 | | | 72,000.00 | |
| | 370,000.00 | | | 180,000.00 | | | 190,000.00 | |
| | 100,000.00 | | | | | | 100,000.00 | |
| --- GPM | 5,710,324.8 8 | | | 313,180.50 | | | 5,397,144.3 8 | |
| | 527,220.59 | | | 28,653.30 | | | 498,567.29 | |
| | 536,771.69 | | | 28,653.30 | | | 508,118.39 | |
| | 186,029.94 | | | | | | 186,029.94 | |
| | 200,000.00 | | | | | | 200,000.00 | |
| | 401,334.70 | | | | | | 401,334.70 | |
| | 75,603.52 | | | | | | 75,603.52 | |
| | 250,000.00 | | | | | | 250,000.00 | |
| 2022 | | 500,000.00 | | 500,000.00 | | | | |



| | | | | | | | | / |
|------|--------------|------------|--|------------|--|--|--------------|---|
| | | | | | | | | |
| 2022 | | 500,000.00 | | | | | 500,000.00 | |
| 2023 | | 100,000.00 | | | | | 100,000.00 | |
| | 549,700.00 | 426,400.00 | | 41,725.01 | | | 934,374.99 | |
| | 200,000.00 | | | | | | 200,000.00 | |
| 2020 | 180,000.00 | | | | | | 180,000.00 | |
| | 500,000.00 | | | | | | 500,000.00 | |
| 2018 | 95,221.24 | | | | | | 95,221.24 | |
| 2019 | 1,345,000.00 | | | | | | 1,345,000.00 | |
| | 30,000.00 | | | | | | 30,000.00 | |
| 2019 | 2,000,000.00 | | | 300,000.00 | | | 1,700,000.00 | |



| | | | | | | | | / |
|------|---------------|--------------|------------|--------------|--|----------|---------------|---|
| -10 | 0 | | | | | | 0 | |
| 2021 | 50,000.00 | | | | | | 50,000.00 | |
| “ ” | 75,000.00 | | | | | | 75,000.00 | |
| | 150,000.00 | | 141,509.43 | | | 8,490.57 | | |
| 22 | | 750,000.00 | | | | | 750,000.00 | |
| 10 | 5,686,915.23 | | | 355,432.20 | | | 5,331,483.03 | |
| 1200 | 900,000.00 | | | | | | 900,000.00 | |
| | 1,041,860.71 | | | 200,000.00 | | | 841,860.71 | |
| | 800,000.00 | | | 50,000.00 | | | 750,000.00 | |
| 2013 | 382,500.00 | | | 153,000.00 | | | 229,500.00 | |
| - | 100,000.00 | | | | | | 100,000.00 | |
| | 42,494,977.82 | 2,876,400.00 | 141,509.43 | 4,800,975.63 | | 8,490.57 | 40,420,402.19 | |



52

| | | | | | | | | |
|--|--|--|--|--|--|--|--|--|
| | | | | | | | | |
|--|--|--|--|--|--|--|--|--|

53

| | | + - | | | | | |
|--|----------------------|-----|--|--|--|--|----------------------|
| | | | | | | | |
| | 1,027,494,66 0.00 | | | | | | 1,027,494,66 0.00 |

54

1

2

| | | | | | | | | |
|--|--|--|--|--|--|--|--|--|
| | | | | | | | | |
| | | | | | | | | |

55

| | | | | | | | |
|--|------------------|--|--|--|--|--|------------------|
| | | | | | | | |
| | 3,762,226,800.65 | | | | | | 3,762,226,800.65 |
| | 87,437.07 | | | | | | 87,437.07 |
| | 3,762,314,237.72 | | | | | | 3,762,314,237.72 |

56

| | | | | | | | |
|--|--|--|--|--|--|--|--|
| | | | | | | | |
|--|--|--|--|--|--|--|--|



60

| | | |
|--|----------------|------------------|
| | | |
| | -15,606,231.63 | 2,809,919,391.43 |
| | -15,606,231.63 | 2,809,919,391.43 |
| | 14,542,410.37 | 24,645,360.27 |
| | 0.00 | 0.00 |
| | 0.00 | 0.00 |
| | 0.00 | 0.00 |
| | 0.00 | 2,774,235,582.00 |
| | 0.00 | 0.00 |
| | -1,063,821.26 | 60,329,169.70 |

- 1)
- 2)
- 3)
- 4)
- 5)

61

| | | | | |
|--|------------------|----------------|------------------|----------------|
| | | | | |
| | 1,924,661,933.16 | 975,627,393.29 | 1,694,111,958.49 | 833,820,567.42 |
| | 8,226,908.89 | 7,271,928.76 | 31,522,034.13 | 22,166,453.28 |
| | 1,932,888,842.05 | 982,899,322.05 | 1,725,633,992.62 | 855,987,020.70 |

| | | | | |
|--|---|---|------------------|------------------|
| | 1 | 2 | | |
| | | | 1,932,888,842.05 | 1,932,888,842.05 |
| | | | | |
| | | | 829,413,937.08 | 829,413,937.08 |
| | | | 1,090,207,758.14 | 1,090,207,758.14 |
| | | | 7,508,623.10 | 7,508,623.10 |
| | | | -1,315,188.63 | -1,315,188.63 |
| | | | 7,073,712.36 | 7,073,712.36 |
| | | | 1,932,888,842.05 | 1,932,888,842.05 |
| | | | | |
| | | | 260,477,076.59 | 260,477,076.59 |
| | | | 751,647,669.69 | 751,647,669.69 |
| | | | 300,852,888.96 | 300,852,888.96 |
| | | | 281,691,170.17 | 281,691,170.17 |



| | |
|----------------|----------------|
| 93,494,163.06 | 78,808,901.56 |
| 64,055,329.58 | 42,659,818.23 |
| 65,349,971.18 | 80,982,597.16 |
| 7,154,986.19 | 18,657,786.00 |
| 463,428,853.95 | 440,143,981.25 |
| 22,161,956.47 | 4,227,630.10 |



| | | |
|--|---------------|--------------|
| | 941,615.42 | 9,535,495.48 |
| | 7,911,421.34 | 2,467,850.27 |
| | -0.08 | -0.11 |
| | 268,882.90 | 2,142,205.54 |
| | 981.67 | |
| | -6,699,941.43 | 9,209,850.64 |

67

| | | |
|--|---------------|---------------|
| | | |
| | 3,374,161.01 | 318,288.36 |
| | 6,510,551.63 | 12,241,960.83 |
| | 18,229,600.00 | 31,456,677.49 |
| | 44,115.15 | 31,436.72 |
| | 28,158,427.79 | 44,048,363.40 |

68

| | | |
|--|---------------|----------------|
| | | |
| | | -11,592,968.09 |
| | 16,934,567.39 | 59,838,425.21 |
| | 16,934,567.39 | 48,245,457.12 |

69

| | | |
|--|--|--|
| | | |
|--|--|--|

70

| | | |
|--|--------------|-------------|
| | | |
| | 4,663,843.67 | -831,574.00 |
| | 4,663,843.67 | -831,574.00 |

71

| | | |
|--|---------------|---------------|
| | | |
| | -2,158,017.82 | 15,361,662.26 |



| | | |
|--|----------------|----------------|
| | -116,130.40 | -499,443.82 |
| | -19,761,486.31 | -15,522,502.38 |
| | -22,035,634.53 | -660,283.94 |

72

| | | |
|--|----------------|-------------|
| | | |
| | -10,858,154.25 | -140,969.70 |
| | -10,858,154.25 | -140,969.70 |

73

| | | |
|--|------------|--|
| | | |
| | 170,147.60 | |

74

| | | | |
|--|--------------|------------|--------------|
| | | | |
| | | 6,000.00 | |
| | | 6,000.00 | |
| | | 5,420.00 | |
| | 1,647,408.38 | 692,849.16 | 1,647,408.38 |
| | 1,647,408.38 | 704,269.16 | 1,647,408.38 |

| | | | | | | | | | |
|--|--|--|--|--|--|--|--|--|---|
| | | | | | | | | | / |
|--|--|--|--|--|--|--|--|--|---|

75

| | | | |
|--|------------|--------------|------------|
| | | | |
| | 5,550.22 | 63,414.31 | 5,550.22 |
| | 220,176.63 | 65,586.40 | 220,176.63 |
| | 220,176.63 | 65,586.40 | 220,176.63 |
| | | 2,284,741.26 | |



| | | | |
|--|------------|--------------|------------|
| | 513,788.39 | 454,818.79 | 513,788.39 |
| | 739,515.24 | 2,868,560.76 | 739,515.24 |

76

1

| | | |
|--|---------------|---------------|
| | | |
| | 18,397,708.25 | 31,226,661.87 |
| | -1,116,986.39 | 1,615,656.20 |
| | 17,280,721.86 | 32,842,318.07 |

2

| | |
|---|----------------|
| | |
| | 29,490,042.11 |
| / | 4,423,506.32 |
| | -9,902,203.62 |
| | 3,565,283.73 |
| | 33,794,810.97 |
| | -14,600,675.54 |
| | 17,280,721.86 |

77

78

1

| | | |
|--|---------------|--------------|
| | | |
| | 6,169,828.63 | 3,575,858.03 |
| | 7,911,421.34 | 2,467,850.27 |
| | 1,200,000.00 | |
| | 1,505,898.95 | 698,269.16 |
| | 16,787,148.92 | 6,741,977.46 |

2





| | | |
|-----|-----------------|------------------|
| 1 | | |
| | 12,209,320.25 | 22,923,862.76 |
| | 32,893,788.78 | 801,253.64 |
| | 51,142,624.77 | 54,168,483.26 |
| | | |
| | 8,775,460.82 | 7,737,537.05 |
| | 4,900,923.04 | 10,991,018.59 |
| “ ” | 220,176.63 | 59,586.40 |
| “ ” | | |
| “ ” | -4,663,843.67 | 831,574.00 |
| “ ” | 942,597.09 | 9,535,495.48 |
| “ ” | -16,934,567.39 | -48,245,457.12 |
| “ ” | -1,116,986.39 | 1,615,656.20 |
| “ ” | | |
| “ ” | -67,955,200.79 | -160,463,527.24 |
| “ ” | 55,624,243.07 | 180,408,291.92 |
| “ ” | -181,906,865.99 | -92,304,009.22 |
| | -1,924,575.63 | -8,730,279.61 |
| | -107,792,905.41 | -20,670,513.89 |
| 2 | | |
| | | |
| | | |
| 3 | | |
| | 847,342,373.43 | 1,305,413,987.91 |
| | 683,722,734.28 | 1,184,120,813.20 |
| | | |
| | | |
| | 163,619,639.15 | 121,293,174.71 |



| | |
|--|--|
| | |
| | |
| | |
| | |

3

| | |
|--|--|
| | |
| | |
| | |
| | |

4

| | | |
|--|----------------|----------------|
| | | |
| | 847,342,373.43 | 683,722,734.28 |
| | 240,509.64 | 166,461.41 |
| | 847,101,863.79 | 683,556,272.87 |
| | 847,342,373.43 | 683,722,734.28 |

80

“ ”

81

| | | |
|--|----------------|--|
| | | |
| | 37,893,263.73 | |
| | 194,178,619.19 | |
| | 67,946,571.31 | |
| | 300,018,454.23 | |

82

1

| | | | |
|--|--|--|--|
| | | | |
|--|--|--|--|



| | | | |
|--|-----------|--------|------------|
| | | | |
| | 32,231.78 | 7.2258 | 232,900.40 |
| | | | |
| | | | |
| | | | |
| | | | |
| | | | |
| | | | |
| | | | |
| | | | |
| | | | |
| | | | |
| | | | |
| | | | |
| | | | |
| | | | |

2

83

84

1

| | | | |
|--------------|--------------|--|------------|
| | | | |
| | 50,000.00 | | 9,459.46 |
| | 500,000.00 | | 83,333.33 |
| “ ” - | 50,000.00 | | 9,459.46 |
| 2010 - | 500,000.00 | | 250,000.00 |
| - | 31,666.67 | | 10,000.00 |
| | 234,083.33 | | 13,250.00 |
| 500 | 1,952,000.00 | | 122,000.00 |
| 30 D3 7.5 | 5,355,000.00 | | 382,500.00 |
| - | 883,333.33 | | 50,000.00 |



| | | | |
|---------|--------------|--|------------|
| | | | |
| | 333,333.33 | | 83,333.34 |
| | 400,000.00 | | 300,000.00 |
| | 1,350,000.00 | | 37,500.00 |
| -5000 | 103,411.68 | | 58,995.75 |
| | 6,300,000.00 | | 175,000.00 |
| | 30,000.00 | | 30,000.00 |
| | 30,000.00 | | 30,000.00 |
| | 275,000.00 | | 150,000.00 |
| | 1,859,666.98 | | 796,999.98 |
| - | 378,000.00 | | 94,500.00 |
| | 96,000.00 | | 24,000.00 |
| | 370,000.00 | | 180,000.00 |
| “ ” | 200,000.00 | | 200,000.00 |
| | 200,000.00 | | 200,000.00 |
| | 100,000.00 | | 100,000.00 |
| | 200,000.00 | | 200,000.00 |
| | 100,000.00 | | 100,000.00 |
| | 80,000.00 | | 80,000.00 |
| GPM --- | 5,710,324.88 | | 313,180.50 |
| | 527,220.59 | | 28,653.30 |
| | 536,771.69 | | 28,653.30 |
| | 186,029.94 | | 0.00 |
| | 200,000.00 | | 0.00 |
| | 401,334.70 | | 0.00 |
| | 75,603.52 | | 0.00 |
| | 250,000.00 | | 0.00 |
| 2022 | 500,000.00 | | 500,000.00 |
| 2022 | 500,000.00 | | 0.00 |
| 2023 | 100,000.00 | | 0.00 |
| | 109,800.00 | | 109,800.00 |



| | | | |
|-------------|---------------|--|---------------|
| | | | |
| | 10,000.00 | | 10,000.00 |
| 2022 | 95,221.24 | | 0.00 |
| 2023 | 1,345,000.00 | | 0.00 |
| | 30,000.00 | | 0.00 |
| 2019 -10 | 2,000,000.00 | | 300,000.00 |
| 2021 | 50,000.00 | | 0.00 |
| “ ” | 75,000.00 | | 0.00 |
| | 150,000.00 | | 0.00 |
| 22 | 750,000.00 | | 0.00 |
| 22 | 355,432.20 | | 355,432.20 |
| 1200 | 900,000.00 | | 0.00 |
| | 1,041,860.71 | | 200,000.00 |
| | 800,000.00 | | 50,000.00 |
| | 976,100.00 | | 41,725.01 |
| 2013 - | 382,500.00 | | 153,000.00 |
| | 217,500.00 | | 217,500.00 |
| 21 | -93,600.00 | | -93,600.00 |
| 2022 | 28,656.00 | | 28,656.00 |
| 23 1 | 16,920.00 | | 16,920.00 |
| 2023 | 480,000.00 | | 480,000.00 |
| 2023 | 300.00 | | 300.00 |
| | 3,374,161.01 | | 3,374,161.01 |
| | 18,229,600.00 | | 18,229,600.00 |
| | 44,115.15 | | 44,115.15 |
| | | | 28,158,427.79 |



2

| | | |
|----|-----------|--|
| | | |
| 21 | 93,600.00 | |

85

1

1

| | | | | | | | | |
|--|--|--|--|--|--|--|--|--|
| | | | | | | | | |
|--|--|--|--|--|--|--|--|--|

2

| | |
|----|--|
| | |
| -- | |
| -- | |
| -- | |
| -- | |
| -- | |
| -- | |
| -- | |
| -- | |
| | |
| | |
| / | |

3





6

1

1

| | | | | 100.00% | | |
|--|--|--|--|---------|--|--|
| | | | | 100.00% | | |
| | | | | 100.00% | | |
| | | | | 100.00% | | |
| | | | | 100.00% | | |
| | | | | 60.00% | | |
| | | | | 51.00% | | |
| | | | | 51.00% | | |
| | | | | 100.00% | | |
| | | | | 100.00% | | |
| | | | | 100.00% | | |
| | | | | 51.00% | | |
| | | | | 100.00% | | |
| | | | | 100.00% | | |
| | | | | 100.00% | | |



| | | | | | | |
|--|--|--|--|---------|--|--|
| | | | | 100.00% | | |
| | | | | 100.00% | | |
| | | | | 60.00% | | |
| | | | | 100.00% | | |
| | | | | 100.00% | | |
| | | | | 100.00% | | |
| | | | | 100.00% | | |
| | | | | 51.00% | | |
| | | | | 100.00% | | |
| | | | | 100.00% | | |
| | | | | 100.00% | | |
| | | | | 97.05% | | |
| | | | | 100.00% | | |
| | | | | 100.00% | | |
| | | | | 100.00% | | |
| | | | | 100.00% | | |
| | | | | 100.00% | | |
| | | | | 100.00% | | |
| | | | | 100.00% | | |
| | | | | 54.00% | | |



2 2023 4 28

3

54.00%

4 2023

2

| | | | | |
|--|--------|---------------|--|----------------|
| | | | | |
| | 2.95% | -130,407.05 | | -427,536.70 |
| | 40.00% | -318,066.86 | | -46,408,018.16 |
| | 49.00% | -1,001,224.61 | | 12,557,074.57 |
| | 49.00% | -108,126.21 | | -2,156,037.16 |
| | 49.00% | -775,265.39 | | 3,238,244.66 |
| | 40.00% | | | |

3

| | 100,70 8,357. 99 | 82,754 ,913.2 3 | 183,46 3,271. 22 | 190,45 6,362. 17 | 7,481, 915.93 | 197,93 8,278. 10 | 90,913 ,140.5 2 | 81,589 ,465.4 4 | 172,50 2,605. 96 | 174,80 9,041. 13 | 7,753, 411.68 | 182,56 2,452. 81 |
|--|------------------------|-----------------------|------------------------|------------------------|------------------|------------------------|------------------------|-----------------------|------------------------|------------------------|------------------|------------------------|
| | 65,908 ,197.0 2 | 190,33 9.82 | 66,098 ,536.8 4 | 182,11 8,582. 24 | | 182,11 8,582. 24 | 66,630 ,800.6 8 | 322,35 8.01 | 66,953 ,158.6 9 | 182,17 8,036. 94 | | 182,17 8,036. 94 |
| | 105,12 2,292. 91 | 5,661, 397.25 | 110,78 3,690. 16 | 85,157 ,007.3 6 | | 85,157 ,007.3 6 | 109,44 0,165. 65 | 5,013, 896.38 | 114,45 4,062. 03 | 86,784 ,063.7 0 | | 86,784 ,063.7 0 |
| | 5,354. 40 | 8,909, 881.90 | 8,915, 236.30 | 13,315 ,312.1 3 | | 13,315 ,312.1 3 | 7,941. 84 | 9,160, 579.25 | 9,168, 521.09 | 13,347 ,931.1 8 | | 13,347 ,931.1 8 |
| | 4,736, 344.83 | 24,019 ,617.4 4 | 28,755 ,962.2 7 | 21,267 ,299.6 9 | 880,00 0.00 | 22,147 ,299.6 9 | 3,560, 130.95 | 25,742 ,561.9 8 | 29,302 ,692.9 3 | 20,231 ,856.0 9 | 880,00 0.00 | 21,111 ,856.0 9 |
| | 1,259, 941.40 | | 1,259, 941.40 | 362,69 7.86 | | 362,69 7.86 | 1,322, 520.70 | | 1,322, 520.70 | 362,69 7.86 | | 362,69 7.86 |

| | 19,144,100. 47 | - 4,415,160.0 3 | - 4,415,160.0 3 | - 9,918,387.7 0 | 13,163,801. 37 | - 4,325,966.9 5 | - 4,325,966.9 5 | - 1,684,726.0 1 |
|--|-------------------|-----------------------|-----------------------|-----------------------|-------------------|-----------------------|-----------------------|-----------------------|



| | | | | | | | | |
|--|-------------------|-----------------------|-----------------------|------------------|-------------------|-----------------------|-----------------------|-----------------------|
| | | - 795,167.15 | - 795,167.15 | 122,943.37 | 137,647.00 | - 854,831.92 | - 854,831.92 | 119,199.55 |
| | 81,122,193. 25 | - 2,043,315.5 3 | - 2,043,315.5 3 | 4,922,955.0 5 | 89,237,139. 04 | - 550,858.21 | - 550,858.21 | - 5,813,189.8 5 |
| | 47,619.05 | - 220,665.74 | - 220,665.74 | -2,587.44 | | - 269,713.66 | - 269,713.66 | |
| | | - 1,582,174.2 6 | - 1,582,174.2 6 | - 295,891.97 | | - 1,872,150.1 9 | - 1,872,150.1 9 | - 2,697,616.6 7 |
| | | -62,579.30 | -62,579.30 | | | - 104,340.99 | - 104,340.99 | 9,777.76 |

4

5

2

1

2

| | |
|----|--|
| | |
| / | |
| -- | |
| -- | |
| | |
| / | |
| / | |
| | |
| | |
| | |

3

1

| | | | | | |
|--|--|--|--|--|--|
| | | | | | |
| | | | | | |



7

8

4

| | | | | | |
|--|--|--|--|--|---|
| | | | | | / |
| | | | | | |

5

6

1

1

2023 6 30

| | 2023 6 30 | 2022 12 31 |
|--|------------|------------|
| | 232,900.40 | 724,691.91 |

2

2



2023 6 30

3

1

| | -- | -- | -- | -- |
|----|------------------|----|---------------|------------------|
| | 1,545,203,737.03 | | | 1,545,203,737.03 |
| 1. | 1,545,203,737.03 | | | 1,545,203,737.03 |
| | | | 36,943,869.36 | 36,943,869.36 |
| | -- | -- | -- | -- |

2

3

4

5

6



7

8

9

1



3



| | |
|--|--|
| | |
| | |
| | |
| | |
| | |

2023 5 23

5

1

/

| | | 8,276,540.82 | 30,000,000.00 | | 9,496,913.93 |
|--|--|---------------|----------------|--|---------------|
| | | 9,467,399.83 | 20,000,000.00 | | 200,556.92 |
| | | 515,041.22 | 2,000,000.00 | | 662,809.40 |
| | | 0.00 | 0.00 | | 1,132,075.47 |
| | | 4,770,225.22 | 8,000,000.00 | | 216,336.48 |
| | | 23,341,197.12 | 100,000,000.00 | | 35,346,343.10 |
| | | 161,713.36 | 0.00 | | 110,619.47 |
| | | 16,942.55 | 0.00 | | 0.00 |
| | | 1,247,706.42 | 5,000,000.00 | | 251,215.84 |
| | | 2,744,418.35 | 20,000,000.00 | | 0.00 |
| | | 2,387,414.93 | 0.00 | | 0.00 |

/

| | | 7,939.82 | 798,733.69 |
|--|--|--------------|------------|
| | | 502,903.85 | 124,953.98 |
| | | 0.00 | 464.60 |
| | | 6,291,777.86 | 311,191.12 |



| | | | |
|--|--|-----------|-----------|
| | | | |
| | | 32,538.94 | 1,991.33 |
| | | 0.00 | 90,893.81 |

2 / /
/

| | | | | | | |
|---|---|---|---|---|---|---|
| / | / | / | / | / | / | / |
|---|---|---|---|---|---|---|

/
/

| | | | | | | |
|---|---|---|---|---|---|---|
| / | / | / | / | / | / | / |
|---|---|---|---|---|---|---|

/

3

| | | | |
|--|--|--|--|
| | | | |
|--|--|--|--|

| | | | | | | 1,247,706.42 | 251,215.84 | | | | |
|--|--|--|--|--|--|--------------|------------|--|--|--|--|

4

| | | | |
|--|--|--|--|
| | | | |
|--|--|--|--|



| | | | | | |
|--|--|--------------|------------|--------------|------------|
| | | | | 17,246.00 | 2,600.87 |
| | | | | 425,110.30 | 35,392.13 |
| | | 9.00 | 0.20 | 9.00 | 1.37 |
| | | 3,092,484.03 | 6,744.84 | 2,543,114.16 | 305,093.00 |
| | | 414,920.69 | | 1,072,079.87 | |
| | | 449,976.48 | | 826,075.90 | |
| | | 12,134.68 | | 71,257.40 | |
| | | 443,570.64 | | 1,566,986.64 | |
| | | | | 3.02 | |
| | | 1,320,602.49 | | 3,536,402.83 | |
| | | 126,773.89 | 126,773.90 | 558,934.87 | 171,284.52 |
| | | 510.00 | 10.01 | 33,117.50 | 31,300.83 |
| | | 15,977.92 | 3,016.15 | 22,245.92 | 2,401.65 |
| | | 459,725.60 | 9,026.75 | 1,854,351.14 | 52,145.65 |
| | | | | 159.00 | 4.31 |
| | | 602,987.41 | 138,826.81 | 2,468,808.43 | 257,136.96 |

2

| | | | | |
|--|--|--|--------------|--------------|
| | | | | |
| | | | 3,865,387.28 | 1,441,950.53 |
| | | | 135,991.36 | 135,991.36 |
| | | | 41,695.50 | 41,695.41 |
| | | | 2,085,551.77 | |
| | | | 414,076.12 | |
| | | | 114,241.47 | 19,038.00 |
| | | | 62,292.03 | 52,792.03 |
| | | | 38,850.40 | 12,898.40 |
| | | | | 1,766.40 |
| | | | 28,512.00 | |
| | | | 6,786,597.93 | 1,706,132.13 |



| | | | |
|--|--|--------------|--------------|
| | | 99,880.90 | 99,880.90 |
| | | 1,636.00 | 8,031.00 |
| | | 149,125.10 | 113,854.10 |
| | | 31,645.20 | 31,645.20 |
| | | 544,128.41 | 1,346,084.50 |
| | | 284,902.11 | 291,170.11 |
| | | | 254,224.30 |
| | | 31,457.83 | 26,733.96 |
| | | | 2,052.00 |
| | | 1,360,000.00 | |
| | | 2,502,775.55 | 2,173,676.07 |

7

8

1

2

3

4

5

1

2

1



2

3

1



2

3

4

1

1



2



2

3

1

2

4

5



| | | | | | | | | | | |
|--|----------------|---------|---------------|--------|----------------|----------------|---------|---------------|--------|----------------|
| | 385,397,352.05 | 100.00% | 35,277,933.93 | 38.80% | 350,119,418.12 | 375,424,979.99 | 100.00% | 34,618,979.67 | 78.53% | 340,806,000.32 |
| | | | | | | | | | | |
| | 90,934,070.41 | 23.59% | 35,277,933.93 | 38.80% | 55,656,136.48 | 44,086,396.26 | 11.74% | 34,618,979.67 | 78.53% | 9,467,416.59 |
| | 294,463,281.64 | 76.41% | | | 294,463,281.64 | 331,338,583.73 | 88.26% | | | 331,338,583.73 |
| | 385,397,352.05 | 100.00% | 35,277,933.93 | 38.80% | 350,119,418.12 | 375,424,979.99 | 100.00% | 34,618,979.67 | 78.53% | 340,806,000.32 |

35,277,933.93

| | | | |
|--|---------------|---------------|--------|
| | | | |
| | 90,934,070.41 | 35,277,933.93 | 38.80% |
| | 90,934,070.41 | 35,277,933.93 | |

| | | | | |
|---|---------|--------|---------------|---------------|
| | | % | | |
| 1 | (1) | 0.18 | 52,248,630.56 | 96,638.42 |
| 1 | 2 (2) | 3.50 | 1,385,823.82 | 48,538.44 |
| 2 | 3 (3) | 11.01 | 197,333.00 | 21,726.50 |
| 3 | 4 (4) | 21.11 | 2,115,790.59 | 446,689.77 |
| 4 | 5 (5) | 43.28 | 568,015.75 | 245,864.11 |
| | 5 | 100.00 | 34,418,476.69 | 34,418,476.69 |
| | | | 90,934,070.41 | 35,277,933.93 |



| | | |
|---|---|----------------|
| | | |
| 1 | 1 | 297,295,513.06 |
| 1 | 2 | 7,014,793.05 |
| 2 | 3 | 43,943,737.28 |
| 3 | | 37,143,308.66 |
| 3 | 4 | 2,115,790.59 |
| 4 | 5 | 568,015.75 |
| 5 | | 34,459,502.32 |
| | | 385,397,352.05 |

2

| | | | | | |
|--|---------------|------------|--|--|---------------|
| | | | | | |
| | 34,618,979.67 | 658,954.26 | | | 35,277,933.93 |
| | 34,618,979.67 | 658,954.26 | | | 35,277,933.93 |

| | | |
|--|--|--|
| | | |
|--|--|--|

3

| | |
|--|--|
| | |
|--|--|

| | | | | |
|--|--|--|--|--|
| | | | | |
|--|--|--|--|--|

4

| | | | |
|--|----------------|--------|-----------|
| | | | |
| | 225,945,065.74 | 58.62% | |
| | 55,442,590.40 | 14.39% | |
| | 51,933,553.06 | 13.48% | 96,055.66 |
| | 9,289,301.39 | 2.41% | |
| | 3,503,085.50 | 0.91% | |
| | 346,113,596.09 | 89.81% | |



5

6

1 9,313,417.80 2.73%
2 5% 5%

2

| | | |
|--|------------------|------------------|
| | | |
| | 2,771,231,734.25 | 2,720,502,471.54 |
| | 2,771,231,734.25 | 2,720,502,471.54 |

1

1

| | | |
|--|--|--|
| | | |
|--|--|--|

2

| | | | | |
|--|--|--|--|--|
| | | | | |
|--|--|--|--|--|

3

2

1

| | | |
|-----|--|--|
| () | | |
|-----|--|--|

2

1

| | | | | |
|-----|--|--|--|--|
| () | | | | |
|-----|--|--|--|--|

3



3

1



| | 550,000.00 | | | | | 550,000.00 |
|--|----------------|--------------|--|--|--|----------------|
| | 1,082,368.66 | 240,967.61 | | | | 1,323,336.27 |
| | 116,846,507.46 | 5,200,068.67 | | | | 122,046,576.13 |
| | 118,478,876.12 | 5,441,036.28 | | | | 123,919,912.40 |

| | | | | | |
|--|--|--|--|--|--|
| | | | | | |
|--|--|--|--|--|--|

4

| | | | | | |
|--|--|--|--|--|--|
| | | | | | |
|--|--|--|--|--|--|

| | | | | | |
|--|--|--|--|--|--|
| | | | | | |
|--|--|--|--|--|--|

5

| | | 958,931,661.88 | 4 | 33.12% | |
|--|--|------------------|---|--------|--|
| | | 729,000,000.00 | 1 | 25.18% | |
| | | 257,627,011.63 | 3 | 8.90% | |
| | | 174,356,416.68 | 3 | 6.02% | |
| | | 174,018,269.33 | 1 | 6.01% | |
| | | 2,293,933,359.52 | | 79.23% | |

6

| | | | | | |
|--|--|--|--|--|--|
| | | | | | |
|--|--|--|--|--|--|



7

8

3

| | 1,044,375,489. 57 | 76,545,246.27 | 967,830,243.30 | 1,041,663,405. 96 | 76,545,246.27 | 965,118,159.69 |
|--|----------------------|---------------|----------------|----------------------|---------------|----------------|
| | 1,044,375,489. 57 | 76,545,246.27 | 967,830,243.30 | 1,041,663,405. 96 | 76,545,246.27 | 965,118,159.69 |

1

| | 480,129,764. 64 | | | | | 480,129,764. 64 | |
|--|--------------------|--------------|--|--|--|--------------------|-------------------|
| | 100,500,000. 00 | | | | | 100,500,000. 00 | |
| | 0.00 | | | | | 0.00 | 4,780,152.89 |
| | 15,700,926.7 1 | | | | | 15,700,926.7 1 | |
| | 0.00 | | | | | 0.00 | 18,765,093.3 8 |
| | 0.00 | | | | | 0.00 | 1,000,000.00 |
| | 120,000,000. 00 | | | | | 120,000,000. 00 | |
| | 0.00 | | | | | 0.00 | 1,000,000.00 |
| | 232,000,000. 00 | | | | | 232,000,000. 00 | |
| | 0.00 | | | | | 0.00 | 10,000,000.0 0 |
| | 0.00 | | | | | 0.00 | 10,000,000.0 0 |
| | 0.00 | | | | | 0.00 | 1,000,000.00 |
| | 0.00 | | | | | 0.00 | 30,000,000.0 0 |
| | 7,000,000.00 | | | | | 7,000,000.00 | |
| | 3,500,000.00 | | | | | 3,500,000.00 | |
| | 3,182,868.34 | 712,083.61 | | | | 3,894,951.95 | |
| | 3,104,600.00 | 2,000,000.00 | | | | 5,104,600.00 | |
| | 965,118,159. 69 | 2,712,083.61 | | | | 967,830,243. 30 | 76,545,246.2 7 |



| | | | | |
|--|--|--|--|--|
| | | | | |
| | | | | |
| | | | | |
| | | | | |
| | | | | |
| | | | | |
| | | | | |

0.00

5

| | | |
|--|---------------|----------------|
| | | |
| | | -11,592,968.09 |
| | 14,167,934.47 | 55,193,690.69 |
| | 14,167,934.47 | 43,600,722.60 |

6

1

| | | |
|--|--------------|--|
| | | |
| | -50,029.03 | |
| | 9,844,483.95 | |
| | 4,663,843.67 | |
| | 1,128,069.77 | |



中国医疗器械工业

中国医疗器械工业协会
CHINA MEDICAL DEVICE INDUSTRY ASSOCIATION

地址：北京市朝阳区东三环北路17号
邮编：100020
电话：010-64619111
网站：www.cmia.org.cn